




QUARTERLY REPORT OF REVENUE AND OTHER RECEIPTS  
As at the Quarter Ending March 31, 2021

Department : State Universities and Colleges (SUCs)  
Agency : Bulacan Agricultural State College  
Operating Unit : < not applicable >  
Organization Code (UACS) : 08 028 0900000  
Fund Cluster : 06 - Business Related Funds

| Classification/Sources of Revenue and Other Receipts | UACS CODE  | REVENUE TARGET (Annual) per BESF | Actual Revenue and Other Receipts Collections |                            |                             |                            |             | Cumulative Remittance/Deposits to Date |                     |            | Variance       |           | Remarks |
|--|------------|----------------------------------|---|----------------------------|-----------------------------|----------------------------|-------------|--|---------------------|------------|----------------|-----------|---------|
|  |            |                                  | 1st Quarter Ending March 31                   | 2nd Quarter Ending June 30 | 3rd Quarter Ending Sept. 30 | 4th Quarter Ending Dec. 31 | Total       | Remittance to BTR                      | Deposited with AGOB | TOTAL      | Amount         | %         |         |
| 1  | 2          | 3                                | 4   | 5                          | 6                           | 7                          | 8=(6+7)+8+9 | 9                                      | 10                  | 11=(9+10)  | 12=(8-3)       | 13=(12/3) | 14      |
| Business Related Funds                               |            | 1,575,000.00                     | 216,565.08                                    | 0.00                       | 0.00                        | 0.00                       | 216,565.08  | 0.00                                   | 216,565.08          | 216,565.08 | (1,358,434.92) |           | -86 %   |
| Non-Revenue Collections/Other Receipts               |            | 1,575,000.00                     | 216,565.08                                    | 0.00                       | 0.00                        | 0.00                       | 216,565.08  | 0.00                                   | 216,565.08          | 216,565.08 | (1,358,434.92) |           | -86 %   |
| Cash Receipts  |            | 1,575,000.00                     | 216,565.08                                    | 0.00                       | 0.00                        | 0.00                       | 216,565.08  | 0.00                                   | 216,565.08          | 216,565.08 | (1,358,434.92) |           | -86 %   |
| Non-Tax  |            | 1,575,000.00                     | 216,565.08                                    | 0.00                       | 0.00                        | 0.00                       | 216,565.08  | 0.00                                   | 216,565.08          | 216,565.08 | (1,358,434.92) |           | -86 %   |
| Seminar/Training Fees                                | 4320204000 | 0.00                             | 22,000.00                                     | 0.00                       | 0.00                        | 0.00                       | 22,000.00   | 0.00                                   | 22,000.00           | 22,000.00  | 22,000.00      |           | 0 %     |
| Rent/Lease Income                                    | 4020205000 | 1,500,000.00                     | 131,779.34                                    | 0.00                       | 0.00                        | 0.00                       | 131,779.34  | 0.00                                   | 131,779.34          | 131,779.34 | (1,368,220.66) |           | -91 %   |
| Other Sales  | 4020216099 | 30,000.00                        | 53,830.00                                     | 0.00                       | 0.00                        | 0.00                       | 53,830.00   | 0.00                                   | 53,830.00           | 53,830.00  | 23,830.00      |           | 79 %    |
| Interest on NG Deposits                              | 4920221001 | 35,000.00                        | 8,955.74                                      | 0.00                       | 0.00                        | 0.00                       | 8,955.74    | 0.00                                   | 8,955.74            | 8,955.74   | (26,044.26)    |           | -74 %   |
| Miscellaneous Income                                 | 4060990000 | 10,000.00                        | 0.00  | 0.00                       | 0.00                        | 0.00                       | 0.00        | 0.00                                   | 0.00                | 0.00       | (10,000.00)    |           | -100 %  |
| TOTAL  |            | 1,575,000.00                     | 216,565.08                                    | 0.00                       | 0.00                        | 0.00                       | 216,565.08  | 0.00                                   | 216,565.08          | 216,565.08 | (1,358,434.92) |           | -86 %   |

  
MA. DOLORES G. BERSAMINA  
Accountant III  
Date: 2021-04-26 09:38:46


  
RONALD REAGAN T. ALONZO, PH.D.  
Vice President, Administration and Finance  
Date: 2021-04-26 09:43:11


  
JAMESON H. TAN, ED.D.  
SUC President III  
Date: 2021-04-26 09:45:37

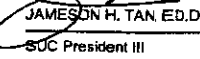
QUARTERLY REPORT OF REVENUE AND OTHER RECEIPTS  
As at the Quarter Ending March 31, 2021

Department : State Universities and Colleges (SUCs)  
Agency : Bulacan Agricultural State College  
Operating Unit : < not applicable >  
Organization Code (UACS) : 08 028 0000000  
Fund Cluster : 07 - Trust Receipts

| Classification/Sources of Revenue and Other Receipts                        | UACS CODE | REVENUE TARGET (Annual) per BESF | Actual Revenue and Other Receipts Collections |                            |                             |                            |                  | Cumulative Remittance/Deposits to Date |                     |                 | Variance              |               | Remarks |
|---|-----------|----------------------------------|---|----------------------------|-----------------------------|----------------------------|------------------|--|---------------------|-----------------|-----------------------|---------------|---------|
|   |           |                                  | 1st Quarter Ending March 31                   | 2nd Quarter Ending June 30 | 3rd Quarter Ending Sept. 30 | 4th Quarter Ending Dec. 31 | Total            | Remittance to BTr                      | Deposited with AGDB | TOTAL           | Amount                | %             |         |
| 1   | 2         | 3                                | 4   | 5                          | 6                           | 7                          | 8=[(6+(-)7)-8+9] | 9                                      | 10                  | 11=(9+10)       | 12=(8-3)              | 13=(12/3)     | 14      |
| Trust Receipts  |           | 1,918,000.00                     | 3,055.00                                      | 0.00                       | 0.00                        | 0.00                       | 3,055.00         | 0.00                                   | 3,055.00            | 3,055.00        | (1,914,945.00)        | -100 %        |         |
| Trust Receipts Deposited with Authorized Government Depository Banks (AGDB) |           | 1,918,000.00                     | 3,055.00                                      | 0.00                       | 0.00                        | 0.00                       | 3,055.00         | 0.00                                   | 3,055.00            | 3,055.00        | (1,914,945.00)        | -100 %        |         |
| Trust Fund  |           | 1,918,000.00                     | 3,055.00                                      | 0.00                       | 0.00                        | 0.00                       | 3,055.00         | 0.00                                   | 3,055.00            | 3,055.00        | (1,914,945.00)        | -100 %        |         |
| <b>TOTAL</b>  |           | <b>1,918,000.00</b>              | <b>3,055.00</b>                               | <b>0.00</b>                | <b>0.00</b>                 | <b>0.00</b>                | <b>3,055.00</b>  | <b>0.00</b>                            | <b>3,055.00</b>     | <b>3,055.00</b> | <b>(1,914,945.00)</b> | <b>-100 %</b> |         |

  
MA. DOLORES G. BERSAMINA  
Accountant III  
Date: 2021-04-26 09:38:46

  
RONALD REAGAN T. ALONZO, PH.D.  
Vice President, Administration and Finance  
Date: 2021-04-26 09:43:11

  
JAMESON H. TAN, ED.D.  
SUC President III  
Date: 2021-04-26 09:45:37

QUARTERLY REPORT OF REVENUE AND OTHER RECEIPTS  
As at the Quarter Ending March 31, 2021

Department : State Universities and Colleges (SUCs)  
Agency : Bulacan Agricultural State College  
Operating Unit : < not applicable >  
Organization Code (UACS) : 08 028 0000000  
Fund Cluster : 05 - Internally Generated Funds

| Classification/Sources of Revenue and Other Receipts | UACS CODE  | REVENUE TARGET (Annual) per BESF | Actual Revenue and Other Receipts Collections |                            |                             |                            |                     | Cumulative Remittance/Deposits to Date |                     |                     | Variance               |              | Remarks |
|--|------------|----------------------------------|---|----------------------------|-----------------------------|----------------------------|---------------------|--|---------------------|---------------------|------------------------|--------------|---------|
|  |            |                                  | 1st Quarter Ending March 31                   | 2nd Quarter Ending June 30 | 3rd Quarter Ending Sept. 30 | 4th Quarter Ending Dec. 31 | Total               | Remittance to BTr                      | Deposited with AGDB | TOTAL               | Amount                 | %            |         |
| 1  | 2          | 3                                | 4   | 5                          | 6                           | 7                          | 8=(6+(-)7)-8+9      | 9                                      | 10                  | 11=(9+10)           | 12=(8-3)               | 13=(12/3)    | 14      |
| Internally Generated Funds                           |            | 39,464,000.00                    | 1,933,235.00                                  | 0.00                       | 0.00                        | 0.00                       | 1,933,235.00        | 0.00                                   | 1,933,235.00        | 1,933,235.00        | (37,530,765.00)        | -95 %        |         |
| Non-Revenue Collections/Other Receipts               |            | 39,464,000.00                    | 1,933,235.00                                  | 0.00                       | 0.00                        | 0.00                       | 1,933,235.00        | 0.00                                   | 1,933,235.00        | 1,933,235.00        | (37,530,765.00)        | -95 %        |         |
| Cash Receipts  |            | 39,464,000.00                    | 1,933,235.00                                  | 0.00                       | 0.00                        | 0.00                       | 1,933,235.00        | 0.00                                   | 1,933,235.00        | 1,933,235.00        | (37,530,765.00)        | -95 %        |         |
| Non-Tax  |            | 39,464,000.00                    | 1,933,235.00                                  | 0.00                       | 0.00                        | 0.00                       | 1,933,235.00        | 0.00                                   | 1,933,235.00        | 1,933,235.00        | (37,530,765.00)        | -95 %        |         |
| Registration Fees                                    | 4020102000 | 74,000.00                        | 37,480.00                                     | 0.00                       | 0.00                        | 0.00                       | 37,480.00           | 0.00                                   | 37,480.00           | 37,480.00           | (36,520.00)            | -49 %        |         |
| Clearance Fees                                       | 4020104001 | 250,000.00                       | 35,600.00                                     | 0.00                       | 0.00                        | 0.00                       | 35,600.00           | 0.00                                   | 35,600.00           | 35,600.00           | (214,400.00)           | -86 %        |         |
| Tuition Fees   | 4020201001 | 26,395,000.00                    | 62,680.00                                     | 0.00                       | 0.00                        | 0.00                       | 62,680.00           | 0.00                                   | 62,680.00           | 62,680.00           | (26,332,320.00)        | -100 %       |         |
| Income Collected from Students                       | 4020201002 | 4,335,000.00                     | 241,350.00                                    | 0.00                       | 0.00                        | 0.00                       | 241,350.00          | 0.00                                   | 241,350.00          | 241,350.00          | (4,093,650.00)         | -84 %        |         |
| Other School Fees                                    | 4020201099 | 8,000,000.00                     | 1,556,125.00                                  | 0.00                       | 0.00                        | 0.00                       | 1,556,125.00        | 0.00                                   | 1,556,125.00        | 1,556,125.00        | (6,443,875.00)         | -81 %        |         |
| Entrance Fees  | 4020216003 | 410,000.00                       | 0.00  | 0.00                       | 0.00                        | 0.00                       | 0.00                | 0.00                                   | 0.00                | 0.00                | (410,000.00)           | -100 %       |         |
| <b>TOTAL</b>   |            | <b>39,464,000.00</b>             | <b>1,933,235.00</b>                           | <b>0.00</b>                | <b>0.00</b>                 | <b>0.00</b>                | <b>1,933,235.00</b> | <b>0.00</b>                            | <b>1,933,235.00</b> | <b>1,933,235.00</b> | <b>(37,530,765.00)</b> | <b>-95 %</b> |         |

MA. DOLORES G. BERSAMINA  
Accountant III  
Date: 2021-04-26 09:38:46

RONALD REAGAN T. ALONZO, PH.D.  
Vice President, Administration and Finance  
Date: 2021-04-26 09:43:11

JAMESON H. TAN ED.D.  
SUC President III  
Date: 2021-04-26 09:45:37