

STATEMENT OF APPROVED BUDGET, UTILIZATIONS, DISBURSEMENTS AND BALANCES
(For Off-Budgetary Funds)
As at the Quarter Ending June 30, 2021

Department : State Universities and Colleges (SUCs)
Agency/Entity : Bulacan Agricultural State College
Operating Unit : < not applicable >
Operation Code (UACS) : 08 028 000000
Fund Source : 05 Internally Generated Funds
(e.g. UACS Fund Cluster: 05-Internally Generated Funds and 06-Business Related Funds)

Particulars	UACS CODE	Approved Budget			Utilizations					Disbursements					Balances		
		Approved Budgeted Revenue	Adjustments (Reductions, Modifications)	Adjusted Budgeted Revenue	1st Quarter Ending March 31	2nd Quarter Ending June 30	3rd Quarter Ending Sept. 30	4th Quarter Ending Dec. 31	Total	1st Quarter Ending March 31	2nd Quarter Ending June 30	3rd Quarter Ending Sept. 30	4th Quarter Ending Dec. 31	TOTAL	Unutilized Budget	Unpaid Obligations	
																Due and Demandable	Not Yet Due and Demandable
1	2	3	4	5=(3+4)	6	7	8	9	10=(6+7+8+9)	11	12	13	14	15=(11+12+13+14)	16=(5-10)	17	18
General Administration and Support	10000000000000	5,879,000.00	5,007,387.71	10,886,387.71	1,637,537.01	2,066,957.21	0.00	0.00	3,704,494.22	1,343,475.01	2,286,775.01	0.00	0.00	3,630,250.02	6,831,863.49	124,244.20	0.00
General Management and Supervision	100000180001000	5,879,000.00	5,007,387.71	10,886,387.71	1,637,537.01	2,066,957.21	0.00	0.00	3,704,494.22	1,343,475.01	2,286,775.01	0.00	0.00	3,630,250.02	6,831,863.49	124,244.20	0.00
PS		850,000.00	848,200.00	1,398,200.00	7,500.00	15,000.00	0.00	0.00	23,000.00	7,500.00	15,000.00	0.00	0.00	23,000.00	1,375,200.00	0.00	0.00
MOOE		5,029,000.00	708,146.64	5,737,146.64	1,290,233.01	1,379,910.21	0.00	0.00	2,580,143.22	1,116,433.01	1,430,413.01	0.00	0.00	2,546,846.02	3,157,063.42	31,267.20	0.00
CO		0.00	3,451,041.07	3,451,041.07	449,804.00	701,547.00	0.00	0.00	1,151,351.00	217,542.00	840,882.00	0.00	0.00	1,058,424.00	2,298,500.07	82,847.00	0.00
Sub-Total, General Administration and Support		5,879,000.00	5,007,387.71	10,886,387.71	1,637,537.01	2,066,957.21	0.00	0.00	3,704,494.22	1,343,475.01	2,286,775.01	0.00	0.00	3,630,250.02	6,831,863.49	124,244.20	0.00
PS		850,000.00	848,200.00	1,398,200.00	7,500.00	15,000.00	0.00	0.00	23,000.00	7,500.00	15,000.00	0.00	0.00	23,000.00	1,375,200.00	0.00	0.00
MOOE		5,029,000.00	708,146.64	5,737,146.64	1,290,233.01	1,379,910.21	0.00	0.00	2,580,143.22	1,116,433.01	1,430,413.01	0.00	0.00	2,546,846.02	3,157,063.42	31,267.20	0.00
FinEx (if Applicable)		0.00	0.00	0.00	0.00	0.00	0.00	0.00	0.00	0.00	0.00	0.00	0.00	0.00	0.00	0.00	0.00
CC		0.00	3,451,041.07	3,451,041.07	449,804.00	701,547.00	0.00	0.00	1,151,351.00	217,542.00	840,882.00	0.00	0.00	1,058,424.00	2,298,500.07	82,847.00	0.00
Support to Operations	20000000000000	4,997,325.00	5,191,863.64	9,789,188.64	537,786.31	876,891.52	0.00	0.00	1,514,677.83	499,786.31	651,236.50	0.00	0.00	1,051,022.81	8,274,810.81	563,355.02	0.00
Auxiliary Services	20000100001000	4,997,325.00	5,191,863.64	9,789,188.64	537,786.31	876,891.52	0.00	0.00	1,514,677.83	499,786.31	651,236.50	0.00	0.00	1,051,022.81	8,274,810.81	563,355.02	0.00
PS		300,000.00	662,500.00	662,500.00	0.00	0.00	0.00	0.00	0.00	0.00	0.00	0.00	0.00	662,500.00	0.00	0.00	0.00
MOOE		4,257,325.00	3,753,433.64	8,056,788.64	337,024.71	803,892.52	0.00	0.00	1,240,917.23	289,024.71	378,337.50	0.00	0.00	677,582.21	6,808,843.81	563,355.02	0.00
CO		0.00	935,727.80	935,727.80	200,761.60	72,789.00	0.00	0.00	273,550.60	309,761.60	72,789.00	0.00	0.00	273,550.60	662,187.20	0.00	0.00
Sub-Total, Support to Operations		4,997,325.00	5,191,863.64	9,789,188.64	537,786.31	876,891.52	0.00	0.00	1,514,677.83	499,786.31	651,236.50	0.00	0.00	1,051,022.81	8,274,810.81	563,355.02	0.00
PS		300,000.00	662,500.00	662,500.00	0.00	0.00	0.00	0.00	0.00	0.00	0.00	0.00	0.00	662,500.00	0.00	0.00	0.00
MOOE		4,257,325.00	3,753,433.64	8,056,788.64	337,024.71	803,892.52	0.00	0.00	1,240,917.23	289,024.71	378,337.50	0.00	0.00	677,582.21	6,808,843.81	563,355.02	0.00
FinEx (if Applicable)		0.00	0.00	0.00	0.00	0.00	0.00	0.00	0.00	0.00	0.00	0.00	0.00	0.00	0.00	0.00	0.00
CC		0.00	935,727.80	935,727.80	200,761.60	72,789.00	0.00	0.00	273,550.60	309,761.60	72,789.00	0.00	0.00	273,550.60	662,187.20	0.00	0.00
Operations	30000000000000	29,287,476.00	11,231,081.43	40,518,557.43	3,383,814.26	19,866,694.72	0.00	0.00	17,249,508.97	3,286,810.26	5,807,786.76	0.00	0.00	9,094,597.02	23,288,227.46	6,264,865.96	0.00
OO - Retention and quality tertiary education provided to achieve inclusive growth and access of poor but deserving students to quality tertiary education	30000000000000	23,838,706.00	5,266,164.46	29,204,870.46	2,744,868.26	12,963,331.70	0.00	0.00	15,708,201.96	2,895,034.26	5,021,444.70	0.00	0.00	7,718,478.96	13,496,682.49	7,801,723.00	0.00
HIGHER EDUCATION PROGRAM	31010000000000	23,838,706.00	5,266,164.46	29,204,870.46	2,744,868.26	12,963,331.70	0.00	0.00	15,708,201.96	2,895,034.26	5,021,444.70	0.00	0.00	7,718,478.96	13,496,682.49	7,801,723.00	0.00
Provision of Higher Education Services	310100180003000	23,838,706.00	5,266,164.46	29,204,870.46	2,744,868.26	12,963,331.70	0.00	0.00	15,708,201.96	2,895,034.26	5,021,444.70	0.00	0.00	7,718,478.96	13,496,682.49	7,801,723.00	0.00
PS		5,536,000.00	344,581.50	5,880,581.50	1,086,406.17	172,784.00	0.00	0.00	1,259,190.17	1,086,406.17	172,784.00	0.00	0.00	1,259,190.17	4,713,269.33	0.00	0.00
MOOE		11,285,706.00	1,398,510.58	12,684,216.58	1,568,786.61	2,801,896.70	0.00	0.00	4,399,011.79	1,316,898.09	2,748,660.70	0.00	0.00	4,261,714.31	8,783,413.16	106,824.00	0.00

This report was generated using the Unified Reporting System on null version: FAR2.1.1; Status: SUBMITTED

Department : State Universities and Colleges (SUCs)
 Agency/Entity : Bulacan Agricultural State College
 Operating Unit : < not applicable >
 Organization Code (UACS) : 06 028 000000
 Fund Cluster : 05 Internally Generated Funds

(e.g. UACS Fund Cluster: 05-Internally Generated Funds and 06-Business Related Funds)

Particulars	UACS CODE	Approved Budget			Utilizations					Disbursements				Balances			
		Approved Budgeted Revenue	Adjustments (Reductions/ Modifications)	Adjusted Revenue	1st Quarter Ending March 31	2nd Quarter Ending June 30	3rd Quarter Ending Sept. 30	4th Quarter Ending Dec. 31	Total	1st Quarter Ending March 31	2nd Quarter Ending June 30	3rd Quarter Ending Sept. 30	4th Quarter Ending Dec. 31	TOTAL	Unutilized Budget	Unpaid Obligations	
		3	4	5=(3+(-4))	6	7	8	9	10=(6+7+8+9)	11	12	13	14	15=(11+12+13+14)	16=(5-10)	Due and Payable	Not Yet Due and Payable
FINES		3,000.00	3,452.00	6,452.00	0.00	333.00	0.00	0.00	333.00	0.00	333.00	0.00	0.00	333.00	6,119.00	0.00	0.00
CO		7,000,000.00	3,617,520.37	10,617,520.37	187,732.48	9,889,307.00	0.00	0.00	10,166,037.48	197,730.48	2,106,309.00	0.00	0.00	2,273,238.48	461,582.89	7,852,799.00	0.00
DO : Higher education research improved to promote economic productivity and innovation	32000000000000	2,739,475.00	2,616,268.36	5,254,743.36	453,196.49	571,664.22	0.00	0.00	974,860.51	427,832.48	606,785.06	1.00	0.00	833,897.54	4,279,862.85	41,162.96	0.00
RESEARCH PROGRAM	32000000000000	2,739,475.00	2,616,268.36	5,254,743.36	453,196.49	571,664.22	0.00	0.00	974,860.51	427,832.48	606,785.06	1.00	0.00	833,897.54	4,279,862.85	41,162.96	0.00
Contract of Research Services	32000000000000	2,739,475.00	2,616,268.36	5,254,743.36	453,196.49	571,664.22	0.00	0.00	974,860.51	427,832.48	606,785.06	1.00	0.00	833,897.54	4,279,862.85	41,162.96	0.00
PS		300,000.00	434,800.00	734,800.00	0.00	5,000.00	0.00	0.00	5,000.00	0.00	5,000.00	0.00	0.00	5,000.00	729,800.00	0.00	0.00
MOOE		2,439,475.00	752,427.36	3,192,902.36	283,736.28	374,489.02	0.00	0.00	358,206.31	226,472.28	376,970.06	1.00	0.00	625,442.34	2,549,862.95	22,762.86	0.00
CO		0.00	1,327,041.00	1,327,041.00	189,499.20	142,185.00	0.00	0.00	211,684.20	189,499.20	124,785.00	0.00	0.00	293,252.20	1,015,365.80	18,400.00	0.00
DO : Community engagement increased	33000000000000	2,709,500.00	3,350,628.82	6,060,128.82	185,849.50	380,587.00	0.00	0.00	566,436.50	163,849.50	380,587.00	0.00	0.00	544,436.50	5,493,692.12	22,800.00	0.00
TECHNICAL ADVISORY EXTENSION PROGRAM	33000000000000	2,709,500.00	3,350,628.82	6,060,128.82	185,849.50	380,587.00	0.00	0.00	566,436.50	163,849.50	380,587.00	0.00	0.00	544,436.50	5,493,692.12	22,800.00	0.00
Provision of Extension Services	33000000000000	2,709,500.00	3,350,628.82	6,060,128.82	185,849.50	380,587.00	0.00	0.00	566,436.50	163,849.50	380,587.00	0.00	0.00	544,436.50	5,493,692.12	22,800.00	0.00
PS		300,000.00	478,500.00	778,500.00	0.00	0.00	0.00	0.00	0.00	0.00	0.00	0.00	0.00	0.00	778,500.00	0.00	0.00
MOOE		2,409,500.00	1,872,128.82	4,281,628.82	185,849.50	380,587.00	0.00	0.00	436,436.50	163,849.50	380,587.00	0.00	0.00	408,436.50	3,668,086.82	22,000.00	0.00
CO		0.00	1,042,591.80	1,042,591.80	0.00	0.00	0.00	0.00	135,496.00	0.00	135,496.00	0.00	0.00	135,496.00	897,085.80	0.00	0.00
Sub-Total Operations		26,287,675.00	11,231,061.43	37,518,736.43	3,383,814.28	13,965,394.72	0.00	0.00	17,249,499.00	3,286,618.28	5,927,794.76	0.00	0.00	9,144,612.04	23,268,227.46	8,054,885.86	0.00
PS		6,150,000.00	1,267,881.50	7,417,881.50	1,008,406.17	177,784.00	0.00	0.00	1,186,190.17	1,008,406.17	177,784.00	0.00	0.00	1,186,190.17	5,171,886.33	0.00	0.00
MOOE		16,137,675.00	4,232,474.86	20,370,149.86	2,028,314.40	3,421,489.72	0.00	0.00	5,459,784.12	1,841,216.40	3,264,880.76	0.00	0.00	5,906,007.16	14,707,385.84	152,685.86	0.00
FINES (If Applicable)		3,000.00	3,452.00	6,452.00	0.00	333.00	0.00	0.00	333.00	0.00	333.00	0.00	0.00	333.00	8,119.00	0.00	0.00
CO		7,000,000.00	5,987,262.87	12,987,262.87	337,199.88	10,265,986.00	0.00	0.00	10,633,188.88	337,199.88	2,364,799.00	0.00	0.00	2,701,998.88	2,284,094.29	7,801,199.00	0.00
GRAND TOTAL		39,484,000.00	21,430,112.79	60,914,112.79	5,578,237.57	16,830,233.48	0.00	0.00	22,518,471.02	5,130,077.57	8,645,906.27	0.00	0.00	13,775,983.84	38,376,841.76	8,742,486.18	0.00
PS		7,000,000.00	2,558,561.80	9,558,561.80	1,015,806.17	193,264.00	0.00	0.00	1,209,190.17	1,015,806.17	193,264.00	0.00	0.00	1,209,190.17	8,349,386.33	0.00	0.00
MOOE		29,484,000.00	8,494,087.44	37,978,087.44	3,575,872.12	5,706,272.45	0.00	0.00	8,380,844.42	3,338,612.12	5,173,881.27	0.00	0.00	8,532,355.38	24,174,212.87	742,339.18	0.00
FINES (If Applicable)		3,000.00	3,452.00	6,452.00	0.00	333.00	0.00	0.00	333.00	0.00	333.00	0.00	0.00	333.00	8,119.00	0.00	0.00
CO		7,000,000.00	10,376,021.84	17,376,021.84	887,756.28	11,843,244.00	0.00	0.00	12,028,102.28	755,494.28	3,278,460.00	0.00	0.00	4,033,954.28	5,345,821.56	7,964,146.00	0.00

MA. MARITA F. DE GUZMAN
 Budget Officer III
 Date: 2021-07-13 14:50:12

MA. DOLORES G. BERSAMINA
 Accountant III
 Date: 2021-07-13 14:50:12

RONALD REAGAN T. ALONZO, PH.D.
 Vice President, Administration and Finance
 Date: 2021-07-13 15:19:02

JAMESON H. TAN, ED.D.
 SUC President III
 Date: 2021-07-13 15:20:13


STATEMENT OF APPROVED BUDGET, UTILIZATIONS, DISBURSEMENTS AND BALANCES
 (For Off-Budgetary Funds)
 As at the Quarter Ending June 30, 2021


Department : State Universities and Colleges (SUCs)
 Agency/Entity : Bulacan Agricultural State College
 Operating Unit : < not applicable >
 Division Code (UACS) : 08 028 000000
 Funder : 06 Business Related Funds
 (e.g. UACS Fund Cluster: 05-Internally Generated Funds and 05-Business Related Funds)


Particulars	IACS CODE	Approved Budget			Utilizations					Disbursements					Balances			
		Approved Budget/ Revenue	Adjustments (Reductions, Modifications)	Adjusted Budget/ Revenue	1st Quarter Ending March 31	2nd Quarter Ending June 30	3rd Quarter Ending Sept. 30	4th Quarter Ending Dec. 31	Total	1st Quarter Ending March 31	2nd Quarter Ending June 30	3rd Quarter Ending Sept. 30	4th Quarter Ending Dec. 31	TOTAL	Unutilized Budget	Unpaid Obligations		
																Due and Payable	Not Yet Due and Commensurate	
1	2	3	4	5=(3+(-4))	6	7	8	9	10=(6+7+8+9)	11	12	13	14	15=(11+12+13+14)	16=(5-10)	17	18	
General Administration and Support	10000000000000	200,000.00	807,588.84	1,107,588.84	0.00	0.00	0.00	0.00	0.00	0.00	0.00	0.00	0.00	0.00	1,107,588.84	0.00	0.00	0.00
General Management and Supervision	100000100001000	200,000.00	807,588.84	1,107,588.84	0.00	0.00	0.00	0.00	0.00	0.00	0.00	0.00	0.00	0.00	1,107,588.84	0.00	0.00	0.00
MOOE		200,000.00	807,588.84	1,107,588.84	0.00	0.00	0.00	0.00	0.00	0.00	0.00	0.00	0.00	0.00	1,107,588.84	0.00	0.00	0.00
Sub-Total, General Administration and Support		200,000.00	807,588.84	1,107,588.84	0.00	0.00	0.00	0.00	0.00	0.00	0.00	0.00	0.00	0.00	1,107,588.84	0.00	0.00	0.00
PS		0.00	0.00	0.00	0.00	0.00	0.00	0.00	0.00	0.00	0.00	0.00	0.00	0.00	0.00	0.00	0.00	0.00
MOOE		200,000.00	807,588.84	1,107,588.84	0.00	0.00	0.00	0.00	0.00	0.00	0.00	0.00	0.00	0.00	1,107,588.84	0.00	0.00	0.00
FinEx (If Applicable)		0.00	0.00	0.00	0.00	0.00	0.00	0.00	0.00	0.00	0.00	0.00	0.00	0.00	0.00	0.00	0.00	0.00
CO		0.00	0.00	0.00	0.00	0.00	0.00	0.00	0.00	0.00	0.00	0.00	0.00	0.00	0.00	0.00	0.00	0.00
Operations	3000000000000000	1,375,000.00	0.00	1,375,000.00	1,800.00	167,511.52	0.00	0.00	169,311.52	1,800.00	126,761.52	0.00	0.00	128,561.52	1,225,888.48	40,750.00	0.00	0.00
OO - Enhance and quality tertiary education oriented to achieve inclusive growth and access of poor but deserving students to quality tertiary education	1100000000000000	200,000.00	0.00	200,000.00	0.00	74,866.00	0.00	0.00	74,866.00	0.00	36,266.00	0.00	0.00	36,266.00	125,034.00	36,700.00	0.00	0.00
HIGHER EDUCATION PROGRAM	1101000000000000	200,000.00	0.00	200,000.00	0.00	74,866.00	0.00	0.00	74,866.00	0.00	36,266.00	0.00	0.00	36,266.00	125,034.00	36,700.00	0.00	0.00
Program of Higher Education Services	1101001000020000	200,000.00	0.00	200,000.00	0.00	74,866.00	0.00	0.00	74,866.00	0.00	36,266.00	0.00	0.00	36,266.00	125,034.00	36,700.00	0.00	0.00
MOOE		200,000.00	0.00	200,000.00	0.00	74,866.00	0.00	0.00	74,866.00	0.00	36,266.00	0.00	0.00	36,266.00	125,034.00	36,700.00	0.00	0.00
OO - Higher vocational research improved to promote economic productivity and innovation	2200000000000000	587,500.00	0.00	587,500.00	0.00	1,120.00	0.00	0.00	1,120.00	0.00	2,120.00	0.00	0.00	2,120.00	686,380.00	0.00	0.00	0.00
RESEARCH PROGRAM	2202000000000000	587,500.00	0.00	587,500.00	0.00	1,120.00	0.00	0.00	1,120.00	0.00	2,120.00	0.00	0.00	2,120.00	686,380.00	0.00	0.00	0.00
Conduct of Research Services	2202001000010000	587,500.00	0.00	587,500.00	0.00	1,120.00	0.00	0.00	1,120.00	0.00	2,120.00	0.00	0.00	2,120.00	686,380.00	0.00	0.00	0.00
MOOE		587,500.00	0.00	587,500.00	0.00	1,120.00	0.00	0.00	1,120.00	0.00	2,120.00	0.00	0.00	2,120.00	686,380.00	0.00	0.00	0.00
OO - Family engagement increased	3300000000000000	587,500.00	0.00	587,500.00	1,600.00	80,425.52	0.00	0.00	82,025.52	1,600.00	86,375.52	0.00	0.00	87,975.52	485,474.48	4,060.00	0.00	0.00
TECHNICAL ADVISORY EXTENSION PROGRAM	3301000000000000	587,500.00	0.00	587,500.00	1,600.00	80,425.52	0.00	0.00	82,025.52	1,600.00	86,375.52	0.00	0.00	87,975.52	485,474.48	4,060.00	0.00	0.00
Program of Extension Services	3301001000010000	587,500.00	0.00	587,500.00	1,600.00	80,425.52	0.00	0.00	82,025.52	1,600.00	86,375.52	0.00	0.00	87,975.52	485,474.48	4,060.00	0.00	0.00
MOOE		587,500.00	0.00	587,500.00	1,600.00	80,425.52	0.00	0.00	82,025.52	1,600.00	86,375.52	0.00	0.00	87,975.52	485,474.48	4,060.00	0.00	0.00
Sub-Total, Operations		1,375,000.00	0.00	1,375,000.00	1,800.00	167,511.52	0.00	0.00	169,311.52	1,800.00	126,761.52	0.00	0.00	128,561.52	1,225,888.48	40,750.00	0.00	0.00
PS		0.00	0.00	0.00	0.00	0.00	0.00	0.00	0.00	0.00	0.00	0.00	0.00	0.00	0.00	0.00	0.00	0.00
MOOE		1,375,000.00	0.00	1,375,000.00	1,800.00	167,511.52	0.00	0.00	169,311.52	1,800.00	126,761.52	0.00	0.00	128,561.52	1,225,888.48	40,750.00	0.00	0.00
FinEx (If Applicable)		0.00	0.00	0.00	0.00	0.00	0.00	0.00	0.00	0.00	0.00	0.00	0.00	0.00	0.00	0.00	0.00	0.00
CO		0.00	0.00	0.00	0.00	0.00	0.00	0.00	0.00	0.00	0.00	0.00	0.00	0.00	0.00	0.00	0.00	0.00


Department : State Universities and Colleges (SUCs)
 Agency/Entity : Bulacan Agricultural State College
 Operating Unit : < not applicable >
 Organization Code (UACS) : 08 028 0000000
 Fund Cluster : 06 Business Related Funds
 (e.g. UACS Fund Cluster: 05-Internally Generated Funds and 06-Business Related Funds)

Particulars	UACS CODE	Approved Budget			Utilizations					Disbursements				Balances			
		Approved Budgeted Revenue	Adjustments (Reductions, Modifications)	Adjusted Budgeted Revenue	1st Quarter Ending March 31	2nd Quarter Ending June 30	3rd Quarter Ending Sept. 30	4th Quarter Ending Dec. 31	Total	1st Quarter Ending March 31	2nd Quarter Ending June 30	3rd Quarter Ending Sept. 30	4th Quarter Ending Dec. 31	TOTAL	Unutilized Budget	Unpaid Obligations	
																Due and Demandable	Not Yet Demandable
1	2	3	4	5=(3+4)	6	7	8	9	10=(6+7+8+9)	11	12	13	14	15=(11+12+13+14)	16=(5-10)	17	18
GRAND TOTAL		1,575,000.00	907,560.04	2,482,560.04	1,800.00	167,811.52	0.00	0.00	188,611.52	1,800.00	126,781.52	0.00	0.00	128,561.52	2,313,457.32	40,750.00	0.00
PS		0.00	0.00	0.00	0.00	0.00	0.00	0.00	0.00	0.00	0.00	0.00	0.00	0.00	0.00	0.00	0.00
MOOE		1,575,000.00	907,560.04	2,482,560.04	1,800.00	167,811.52	0.00	0.00	188,611.52	1,800.00	126,781.52	0.00	0.00	128,561.52	2,313,457.32	40,750.00	0.00
Funds (if Applicable)		0.00	0.00	0.00	0.00	0.00	0.00	0.00	0.00	0.00	0.00	0.00	0.00	0.00	0.00	0.00	0.00
CD		0.00	0.00	0.00	0.00	0.00	0.00	0.00	0.00	0.00	0.00	0.00	0.00	0.00	0.00	0.00	0.00


 MA. MARITA P. DE GUZMAN
 Budget Officer III
 Date: 2021-07-13 14:50:12


 MA. DOLORES G. BERSAMINA
 Accountant III
 Date: 2021-07-13 14:50:12


 RONALD REAGAN T. ALONZO, PH.D.
 Vice President, Administration and Finance
 Date: 2021-07-13 15:19:02


 JAMESON H. TAN, ED.D.
 SUC President III
 Date: 2021-07-13 15:20:13