


STATEMENT OF APPROVED BUDGET, UTILIZATIONS, DISBURSEMENTS AND BALANCES
(For Off-Budgetary Funds)
As at the Quarter Ending December 31, 2020


Department : State Universities and Colleges (SUCs)
Agency/Entity : Bulacan Agricultural State College
Operating Unit : < not applicable >
Organization Code : 05 028 0000000
Fiscal Year : 05 Internally Generated Funds
(e.g. UAAS Cluster, 05-Internally Generated Funds and 06-Business Related Funds)


Particulars	UACB CODE	Approved Budget			Utilizations					Disbursements					Balances			
		Approved Budget Revenue	Adjustments (Reductions, Modifications/ Augmentations)	Adjusted Budgeted Revenue	1st Quarter Ending March 31	2nd Quarter Ending June 30	3rd Quarter Ending Sept. 30	4th Quarter Ending Dec. 31	Total	1st Quarter Ending March 31	2nd Quarter Ending June 30	3rd Quarter Ending Sept. 30	4th Quarter Ending Dec. 31	TOTAL	Unutilized Budget	Unpaid Obligations (10-15)+(17-18)		
																5=(3+(-))	16=(5-10)	18
1	2	3	4	5	6	7	8	9	10=(6+7+8+9)	11	12	13	14	15=(11+12+13+14)	16	17	18	
General Administration and Support	10000000000000	5,990,631.16	3,478,969.48	9,369,600.64	326,136.54	481,733.99	1,329,451.55	2,224,860.85	4,362,202.93	326,136.54	481,733.99	1,329,451.55	2,224,860.85	4,362,202.93	5,007,387.71	86,960.00	0.00	
General Management and Supervision	100001100019000	5,990,631.16	3,478,969.48	9,369,600.64	326,136.54	481,733.99	1,329,451.55	2,224,860.85	4,362,202.93	326,136.54	481,733.99	1,329,451.55	2,224,860.85	4,362,202.93	5,007,387.71	86,960.00	0.00	
PS		536,000.00	332,460.00	928,400.00	1.00	6,750.00	66,750.00	6,750.00	80,250.00	0.00	6,750.00	66,750.00	6,750.00	80,250.00	848,200.00	0.00	0.00	
MOOE		1,554,631.16	2,357,917.81	3,912,948.97	300,836.54	474,983.99	968,330.25	1,460,461.45	3,294,402.33	300,836.54	474,983.99	968,330.25	1,460,461.45	3,132,612.33	708,146.84	71,380.00	0.00	
CO		3,900,000.00	728,591.67	4,928,851.67	25,500.00	0.00	294,371.20	757,679.40	1,077,650.60	25,500.00	0.00	0.00	742,879.40	1,862,650.60	3,451,041.87	16,800.00	0.00	
Sub-Total, General Administration and Support		5,990,631.16	3,478,969.48	9,369,600.64	326,136.54	481,733.99	1,329,451.55	2,224,860.85	4,362,202.93	326,136.54	481,733.99	1,329,451.55	2,224,860.85	4,362,202.93	5,007,387.71	86,960.00	0.00	
PS		536,000.00	332,460.00	928,400.00	1.00	6,750.00	66,750.00	6,750.00	80,250.00	0.00	6,750.00	66,750.00	6,750.00	80,250.00	848,200.00	0.00	0.00	
MOOE		1,554,631.16	2,357,917.81	3,912,948.97	300,836.54	474,983.99	968,330.25	1,460,461.45	3,294,402.33	300,836.54	474,983.99	968,330.25	1,460,461.45	3,132,612.33	708,146.84	71,380.00	0.00	
FinEx (If Applicable)		0.00	0.00	0.00	0.00	0.00	0.00	0.00	0.00	0.00	0.00	0.00	0.00	0.00	0.00	0.00	0.00	
CO		3,900,000.00	728,591.67	4,928,851.67	25,500.00	0.00	294,371.20	757,679.40	1,077,650.60	25,500.00	0.00	0.00	742,879.40	1,862,650.60	3,451,041.87	16,800.00	0.00	
Support to Operations	2000000000000000	2,843,518.40	3,625,731.83	6,299,250.00	170,718.06	123,332.00	396,741.84	396,802.14	1,077,586.44	170,718.06	123,332.00	396,741.84	396,802.14	1,077,586.44	1,830,101.40	5,181,863.84	47,465.04	0.00
Auxiliary Service	200001100021000	2,843,518.40	3,625,731.83	6,299,250.00	170,718.06	123,332.00	396,741.84	396,802.14	1,077,586.44	170,718.06	123,332.00	396,741.84	396,802.14	1,077,586.44	1,830,101.40	5,181,863.84	47,465.04	0.00
PS		320,000.00	217,800.00	537,800.00	22,000.00	0.00	0.00	13,000.00	35,000.00	22,000.00	0.00	0.00	13,000.00	35,000.00	602,500.00	0.00	0.00	
MOOE		1,823,518.40	2,846,332.66	4,968,451.06	148,718.06	123,332.00	259,670.44	263,802.14	916,415.24	148,718.06	123,332.00	259,670.44	263,802.14	916,415.24	1,327,436.84	47,465.04	0.00	
CO		500,000.00	862,600.00	1,863,000.00	8.00	0.00	127,171.20	0.00	127,171.20	8.00	0.00	0.00	0.00	127,171.20	935,727.00	0.00	0.00	
Sub-Total, Support to Operations		2,843,518.40	3,625,731.83	6,299,250.00	170,718.06	123,332.00	396,741.84	396,802.14	1,077,586.44	170,718.06	123,332.00	396,741.84	396,802.14	1,077,586.44	1,830,101.40	5,181,863.84	47,465.04	0.00
PS		320,000.00	217,800.00	537,800.00	22,000.00	0.00	0.00	13,000.00	35,000.00	22,000.00	0.00	0.00	13,000.00	35,000.00	602,500.00	0.00	0.00	
MOOE		1,823,518.40	2,846,332.66	4,968,451.06	148,718.06	123,332.00	259,670.44	263,802.14	916,415.24	148,718.06	123,332.00	259,670.44	263,802.14	916,415.24	1,327,436.84	47,465.04	0.00	
FinEx (If Applicable)		0.00	0.00	0.00	0.00	0.00	0.00	0.00	0.00	0.00	0.00	0.00	0.00	0.00	0.00	0.00	0.00	
CO		500,000.00	862,600.00	1,863,000.00	8.00	0.00	127,171.20	0.00	127,171.20	8.00	0.00	0.00	0.00	127,171.20	935,727.00	0.00	0.00	
Operations	3000000000000000	19,326,969.89	11,671,442.87	30,894,303.38	3,487,754.30	1,491,327.00	2,593,922.38	12,880,228.28	19,863,311.63	3,487,754.30	1,491,327.00	2,593,922.38	12,880,228.28	19,863,311.63	18,579,841.36	1,073,390.58	0.00	
CO - Placement and quality tertiary education ensured to achieve inclusive growth and access of poor but deserving students to quality tertiary education program	3100000000000000	15,730,613.00	9,419,261.82	24,146,385.41	3,487,446.98	1,351,883.00	2,271,000.18	11,783,280.90	18,783,830.96	3,487,446.98	1,351,883.00	2,271,000.18	11,783,280.90	18,783,830.96	17,766,713.01	5,265,184.45	1,017,117.05	
HIGHER EDUCATION PROGRAM	3101000000000000	15,730,613.00	9,419,261.82	24,146,385.41	3,487,446.98	1,351,883.00	2,271,000.18	11,783,280.90	18,783,830.96	3,487,446.98	1,351,883.00	2,271,000.18	11,783,280.90	18,783,830.96	17,766,713.01	5,265,184.45	1,017,117.05	
Provision of Higher Education Services including P10,000,000 for Taking-Dating	310101000010000	0.00	0.00	0.00	0.00	0.00	0.00	0.00	0.00	0.00	0.00	0.00	0.00	0.00	0.00	0.00	0.00	
PS		0.00	0.00	0.00	0.00	0.00	0.00	0.00	0.00	0.00	0.00	0.00	0.00	0.00	0.00	0.00	0.00	
MOOE		0.00	0.00	0.00	0.00	0.00	0.00	0.00	0.00	0.00	0.00	0.00	0.00	0.00	0.00	0.00	0.00	
CO		0.00	0.00	0.00	0.00	0.00	0.00	0.00	0.00	0.00	0.00	0.00	0.00	0.00	0.00	0.00	0.00	


Department : State Universities and Colleges (SUCs)
 Agency/Entity : Bulacan Agricultural State College
 Operating Unit : < not applicable >
 Organization Code : 08 028 000000
 Fund Cluster : 05 Internally Generated Funds
 (e.g. UACS Fund Cluster: 05-Internally Generated Funds and 06-Business Related Funds)

Particulars	UACS CODE	Approved Budget			Utilizations					Disbursements				Balances			
		Approved Budgeted Revenue	Adjustments (Reductions, Modifications/ Augmentations)	Adjusted Budgeted Revenue	1st Quarter Ending March 31	2nd Quarter Ending June 30	3rd Quarter Ending Sept. 30	4th Quarter Ending Dec. 31	Total	1st Quarter Ending March 31	2nd Quarter Ending June 30	3rd Quarter Ending Sept. 30	4th Quarter Ending Dec. 31	TOTAL	Unutilized Budget	Unpaid Obligations (10-15)+(17+18)	
																Due and Demandable	Not Yet Due and Demandable
1	2	3	4	5=(3+4)	6	7	8	9	10=(5+7+8+9)	11	12	13	14	15=(11+12+13+14)	16=(5-10)	17	18
Provision of Higher Education Services including P5,000,000 for Tolong Durong	310100100002000	0.00	0.00	0.00	0.00	0.00	0.00	0.00	0.00	0.00	0.00	0.00	0.00	0.00	0.00	0.00	0.00
PS		0.00	0.00	0.00	0.00	0.00	0.00	0.00	0.00	0.00	0.00	0.00	0.00	0.00	0.00	0.00	0.00
MOOE		0.00	0.00	0.00	0.00	0.00	0.00	0.00	0.00	0.00	0.00	0.00	0.00	0.00	0.00	0.00	0.00
CO		0.00	0.00	0.00	0.00	0.00	0.00	0.00	0.00	0.00	0.00	0.00	0.00	0.00	0.00	0.00	0.00
Provision of Higher Education Services	310100100003000	10,730,813.88	8,418,381.62	24,148,895.41	3,407,448.88	1,361,683.00	2,271,500.18	11,753,290.30	18,793,920.36	2,080,878.58	2,085,560.33	2,224,085.28	10,878,217.87	17,788,713.01	5,366,164.46	1,017,117.86	0.00
PS		3,180,000.00	47,586.50	3,227,686.50	1,170,733.76	174,000.00	960,776.82	887,474.63	2,882,985.00	819,173.78	532,560.00	960,776.82	382,438.28	2,847,849.65	344,581.80	195,036.35	0.00
MOOE		1,480,813.88	6,894,045.25	6,474,839.14	2,296,713.18	1,177,883.00	1,278,418.56	2,382,423.87	7,875,148.58	1,788,793.80	1,552,990.33	1,262,873.84	2,406,391.19	6,891,080.86	1,389,810.84	84,827.80	0.00
FinEx		0.00	3,849.00	3,849.00	0.00	0.00	0.00	0.00	0.00	0.00	0.00	315.00	182.00	497.00	3,452.00	0.00	0.00
CO		11,050,000.00	1,384,820.77	12,432,820.77	0.00	0.00	31,880.00	8,783,210.40	8,915,200.48	0.00	0.00	0.00	8,077,205.40	8,077,205.40	3,617,928.37	787,865.00	0.00
OO : Higher education research engaged to promote economic productivity and innovation	320000000000000	1,737,888.40	1,082,348.24	2,820,016.64	66,880.00	65,370.00	73,430.88	80,258.80	304,748.28	58,890.00	85,370.00	46,170.00	72,485.28	200,885.28	2,615,288.36	44,063.00	0.00
RESEARCH PROGRAM	320200000000000	1,737,888.40	1,082,348.24	2,820,016.64	66,880.00	65,370.00	73,430.88	80,258.80	304,748.28	58,890.00	85,370.00	46,170.00	72,485.28	200,885.28	2,615,288.36	44,063.00	0.00
Contract of Research Services, including P1,000,000 for Research Rewards/Incentives	320200100001000	1,737,888.40	1,082,348.24	2,820,016.64	66,880.00	65,370.00	73,430.88	80,258.80	304,748.28	58,890.00	85,370.00	46,170.00	72,485.28	200,885.28	2,615,288.36	44,063.00	0.00
PS		250,000.00	189,800.00	438,800.00	0.00	0.00	0.00	4,800.00	4,800.00	0.00	0.00	0.00	4,800.00	4,800.00	434,800.00	0.00	0.00
MOOE		367,688.40	448,043.24	832,711.64	0.00	2,070.00	21,860.88	63,983.00	79,284.28	0.28	2,070.00	12,160.00	80,866.28	65,216.28	733,437.36	14,868.00	0.00
CO		1,100,000.00	448,506.00	1,548,506.00	66,880.00	63,300.00	51,489.00	78,985.00	221,464.00	58,890.00	83,300.00	33,980.00	17,498.00	181,446.00	1,327,041.00	29,895.00	0.00
OO : Community engagement/Incentives	330000000000000	1,737,888.40	2,177,712.81	3,815,381.31	23,627.51	64,364.00	348,882.40	237,778.78	544,752.68	23,627.51	54,364.00	205,354.40	269,197.15	552,543.96	3,260,638.62	12,209.63	0.00
TECHNICAL ADVISORY EXTENSION PROGRAM	330100000000000	1,737,888.40	2,177,712.81	3,815,381.31	23,627.51	64,364.00	348,882.40	237,778.78	544,752.68	23,627.51	54,364.00	205,354.40	269,197.15	552,543.96	3,260,638.62	12,209.63	0.00
Program of Extension Services	330100100001000	1,737,888.40	2,177,712.81	3,815,381.31	23,627.51	64,364.00	348,882.40	237,778.78	544,752.68	23,627.51	54,364.00	205,354.40	269,197.15	552,543.96	3,260,638.62	12,209.63	0.00
PS		250,000.00	179,500.00	428,500.00	0.00	0.00	0.00	0.00	0.00	0.00	0.00	0.00	0.00	0.00	428,500.00	0.00	0.00
MOOE		337,888.40	1,878,210.81	2,316,879.31	23,627.51	64,364.00	121,872.00	237,778.78	437,342.28	23,627.51	54,364.00	121,872.00	225,568.16	435,132.88	1,678,637.82	12,209.63	0.00
CO		1,150,000.00	28,002.00	1,178,002.00	0.00	0.00	127,410.40	0.00	127,410.40	0.00	0.00	83,782.40	43,828.00	127,410.40	1,042,891.80	0.00	0.00
Sub-Total Operations		19,806,960.88	11,878,442.87	30,884,383.28	3,487,754.39	1,481,327.00	2,593,822.28	12,780,320.28	18,883,351.93	2,461,977.06	2,226,284.33	2,475,349.88	11,217,880.30	18,879,041.35	11,251,081.43	1,073,380.38	0.00
PS		3,860,000.00	44,896.80	4,104,896.80	1,170,733.76	174,000.00	960,776.82	887,474.63	2,882,985.00	819,173.78	532,560.00	960,776.82	382,438.28	2,701,949.85	1,207,881.80	195,036.35	0.00
MOOE		2,215,952.68	9,408,288.40	11,824,280.08	2,280,340.64	1,234,827.00	1,421,941.24	2,815,486.29	7,891,775.13	1,782,333.31	1,608,424.33	1,388,725.84	2,682,826.82	7,481,408.90	4,032,474.86	118,365.23	0.00
FinEx (if Applicable)		0.00	3,849.00	3,849.00	0.00	0.00	0.00	0.00	0.00	0.00	0.00	315.00	182.00	497.00	3,452.00	0.00	0.00
CO		19,300,000.00	1,851,327.77	21,151,327.77	56,580.00	43,300.00	210,580.40	8,813,205.40	8,164,074.80	58,890.00	83,300.00	315.00	9,138,332.40	8,366,084.80	5,987,257.87	787,865.00	0.00
GRAND TOTAL		27,740,100.25	18,783,133.83	46,523,234.08	3,884,801.58	2,094,282.00	4,210,115.45	14,782,011.27	25,083,121.30	3,140,786.18	2,833,752.29	4,152,787.82	13,788,238.88	23,885,835.88	21,130,112.78	1,207,485.82	0.00
PS		4,546,000.00	1,824,816.80	5,870,816.80	1,182,733.76	180,750.00	1,027,528.62	811,224.63	3,012,235.00	834,173.78	536,310.00	1,027,528.62	416,186.28	2,817,189.85	2,658,681.80	195,036.35	0.00
MOOE		5,694,188.25	14,811,548.80	20,205,850.14	2,709,887.84	1,832,382.00	2,849,842.03	4,819,118.84	11,711,682.70	2,224,414.43	2,201,542.99	2,388,841.60	4,470,853.81	11,482,152.43	8,494,867.44	228,440.27	0.00
FinEx (if Applicable)		0.00	3,849.00	3,849.00	0.00	0.00	0.00	0.00	0.00	0.00	0.00	315.00	182.00	497.00	3,452.00	0.00	0.00
CO		17,800,000.00	3,458,816.44	20,748,816.44	82,190.00	83,300.00	672,481.80	8,970,884.80	16,368,796.80	82,180.00	83,300.00	538,314.20	8,681,011.80	8,365,806.80	10,314,021.84	782,865.00	0.00

Certified Correct:

MA. MARTA P. DE GUZMAN
Budget Officer III
Date: 2021-02-19 09:37:56

Certified Correct:

MA. DOLORES B. BERSAMINA
Accountant III
Date: 2021-02-19 09:37:56


Recommending Approval:

MA. MARTA P. DE GUZMAN
Director, Administration and Finance
Date: 2021-02-19 10:01:12


Approved By:

JAMESON H. TAN, ED.D.
SUC President III
Date: 2021-02-19 10:12:49


STATEMENT OF APPROVED BUDGET, UTILIZATIONS, DISBURSEMENTS AND BALANCES
 (For Off-Budgetary Funds)
 As at the Quarter Ending December 31, 2020


Department : State Universities and Colleges (SUCs)
 Agency/Entity : Butuan Agricultural State College
 Operating Unit : < not applicable >
 Organization Code : 06 028 0000000
 Fiscal Year : 06 Business Related Funds
 (e.g. UACS Fund Cluster: 05-Internally Generated Funds and 06-Business Related Funds)

Particulars	UACS CODE	Approved Budget			Utilizations					Disbursements				Balances			
		Approved Budgeted Revenue	Adjustments (Reductions, Modifications/ Augmentations)	Adjusted Budgeted Revenue	1st Quarter Ending March 31	2nd Quarter Ending June 30	3rd Quarter Ending Sept. 30	4th Quarter Ending Dec. 31	Total	1st Quarter Ending March 31	2nd Quarter Ending June 30	3rd Quarter Ending Sept. 30	4th Quarter Ending Dec. 31	TOTAL	Unutilized Budget	Unpaid Obligations (15-16)+(17-18)	
																Due and Demandable	Not Yet Due and Demandable
1	2	3	4	5=([3]+[4])	6	7	8	9	10=(6+7+8+9)	11	12	13	14	15=(11+12+13+14)	16=(5-10)	17	18
General Administration and Support	10000000000000	907,588.84	0.00	907,588.84	0.00	0.00	0.00	0.00	0.00	0.00	0.00	0.00	0.00	0.00	907,588.84	0.00	0.00
General Management and Supervision	10000010001000	907,588.84	0.00	907,588.84	0.00	0.00	0.00	0.00	0.00	0.00	0.00	0.00	0.00	0.00	907,588.84	0.00	0.00
MODE		907,588.84	0.00	907,588.84	0.00	0.00	0.00	0.00	0.00	0.00	0.00	0.00	0.00	0.00	907,588.84	0.00	0.00
Sub-Total: General Administration and Support		907,588.84	0.00	907,588.84	0.00	0.00	0.00	0.00	0.00	0.00	0.00	0.00	0.00	0.00	907,588.84	0.00	0.00
PS		0.00	0.00	0.00	0.00	0.00	0.00	0.00	0.00	0.00	0.00	0.00	0.00	0.00	0.00	0.00	0.00
MODE		907,588.84	0.00	907,588.84	0.00	0.00	0.00	0.00	0.00	0.00	0.00	0.00	0.00	0.00	907,588.84	0.00	0.00
FinEx (if Applicable)		0.00	0.00	0.00	0.00	0.00	0.00	0.00	0.00	0.00	0.00	0.00	0.00	0.00	0.00	0.00	0.00
CO		0.00	0.00	0.00	0.00	0.00	0.00	0.00	0.00	0.00	0.00	0.00	0.00	0.00	0.00	0.00	0.00
GRAND TOTAL		907,588.84	0.00	907,588.84	0.00	0.00	0.00	0.00	0.00	0.00	0.00	0.00	0.00	0.00	907,588.84	0.00	0.00
PS		0.00	0.00	0.00	0.00	0.00	0.00	0.00	0.00	0.00	0.00	0.00	0.00	0.00	0.00	0.00	0.00
MODE		907,588.84	0.00	907,588.84	0.00	0.00	0.00	0.00	0.00	0.00	0.00	0.00	0.00	0.00	907,588.84	0.00	0.00
FinEx (if Applicable)		0.00	0.00	0.00	0.00	0.00	0.00	0.00	0.00	0.00	0.00	0.00	0.00	0.00	0.00	0.00	0.00
CO		0.00	0.00	0.00	0.00	0.00	0.00	0.00	0.00	0.00	0.00	0.00	0.00	0.00	0.00	0.00	0.00

Certified Correct:

 MA. MARITA P. DE GUZMAN
 Budget Officer III
 Date: 2021-02-19 14:03:17

Certified Correct:

 MA. DOLORES S. BERSAMINA
 Accountant III
 Date: 2021-02-19 14:03:17

Recommended Approval

 MA. MARITA P. DE GUZMAN
 Director, Administration and Finance
 Date: 2021-02-19 14:05:32

Approved By

 JAMESON H. TAN, ED.D.
 SUC President III
 Date: 2021-02-19 14:07:40