



STATEMENT OF APPROVED BUDGET, UTILIZATIONS, DISBURSEMENTS AND BALANCES
 (For Off-Budgetary Funds)
 As at the Quarter Ending September 30, 2020


Department : State Universities and Colleges (SUCs)
 Agency/Entity : Bulacan Agricultural State College
 Operating Unit : < not applicable >
 Organization Code : 08 028 000000
 Fund Cluster : 05 Internally Generated Funds
 (e.g. UACS Fund Cluster: 05-Internally Generated Funds and 06-Business Related Funds)


Particulars	UACS CODE	Approved Budget				Utilizations					Disbursements					Balances		
		Approved Budget Revenue	Adjustments (Reductions, Modifications, Augmentations)	Adjusted Budget Revenue	1st Quarter Ending March 31	2nd Quarter Ending June 30	3rd Quarter Ending Sept. 30	4th Quarter Ending Dec. 31	Total	1st Quarter Ending March 31	2nd Quarter Ending June 30	3rd Quarter Ending Sept. 30	4th Quarter Ending Dec. 31	TOTAL	Unutilized Budget	Unpaid Obligations (10-15)=(17+18)		
																5=(3+(-4))	6	7
General Administration and Support	10000000000000	6,798,292.00	3,478,859.48	10,277,151.48	326,136.54	461,733.99	1,328,451.55	0.00	2,137,322.08	326,136.54	461,733.99	1,328,451.55	0.00	2,137,322.08	9,139,837.40	0.00	0.00	
Curriculum Development and Supervision	100000100001000	6,798,292.00	3,478,859.48	10,277,151.48	326,136.54	461,733.99	1,328,451.55	0.00	2,137,322.08	326,136.54	461,733.99	1,328,451.55	0.00	2,137,322.08	9,139,837.40	0.00	0.00	
PS		638,000.00	292,450.00	930,450.00	0.00	6,789.99	66,750.00	0.00	73,539.99	0.00	66,750.00	66,750.00	0.00	73,539.99	654,800.00	0.00	0.00	
MOOE		5,462,200.00	2,357,817.51	7,820,117.81	300,836.54	474,983.99	966,338.35	0.00	1,743,950.88	300,836.54	474,983.99	966,338.35	0.00	1,743,950.88	6,076,196.53	0.00	0.00	
CO		900,000.00	728,591.67	1,628,591.67	25,000.00	0.00	294,711.20	0.00	319,711.20	25,000.00	0.00	0.00	0.00	319,711.20	1,208,720.47	0.00	0.00	
Sub-Total (General Administration and Support)		6,798,292.00	3,478,859.48	10,277,151.48	326,136.54	461,733.99	1,328,451.55	0.00	2,137,322.08	326,136.54	461,733.99	1,328,451.55	0.00	2,137,322.08	9,139,837.40	0.00	0.00	
PS		638,000.00	292,450.00	930,450.00	0.00	6,789.99	66,750.00	0.00	73,539.99	0.00	66,750.00	66,750.00	0.00	73,539.99	654,800.00	0.00	0.00	
MOOE		5,462,200.00	2,357,817.51	7,820,117.81	300,836.54	474,983.99	966,338.35	0.00	1,743,950.88	300,836.54	474,983.99	966,338.35	0.00	1,743,950.88	6,076,196.53	0.00	0.00	
Funds (if Applicable)		0.00	0.00	0.00	0.00	0.00	0.00	0.00	0.00	0.00	0.00	0.00	0.00	0.00	0.00	0.00	0.00	
CO		900,000.00	728,591.67	1,628,591.67	25,000.00	0.00	294,711.20	0.00	319,711.20	25,000.00	0.00	0.00	0.00	319,711.20	1,208,720.47	0.00	0.00	
Support to Operations	20000000000000	4,942,800.00	3,626,731.58	7,868,331.68	170,719.88	123,332.00	388,741.84	0.00	680,794.30	153,444.58	116,734.87	347,756.61	0.00	617,935.86	6,987,547.38	62,848.44	0.00	
Auxiliary Services	200000100001000	4,942,800.00	3,626,731.58	7,868,331.68	170,719.88	123,332.00	388,741.84	0.00	680,794.30	153,444.58	116,734.87	347,756.61	0.00	617,935.86	6,987,547.38	62,848.44	0.00	
PS		320,000.00	217,580.00	537,580.00	22,000.00	0.00	0.00	0.00	22,000.00	22,000.00	0.00	0.00	0.00	22,000.00	618,500.00	0.00	0.00	
MOOE		3,222,800.00	2,845,332.64	6,967,932.68	148,719.88	123,332.00	269,579.44	0.00	531,613.18	111,444.58	116,734.87	297,956.61	0.00	488,764.66	5,636,319.68	62,848.44	0.00	
CO		600,000.00	562,819.00	1,062,819.00	0.00	0.00	127,171.20	0.00	127,171.20	0.00	0.00	0.00	0.00	127,171.20	939,727.80	0.00	0.00	
Sub-Total (Support to Operations)		4,942,800.00	3,626,731.58	7,868,331.68	170,719.88	123,332.00	388,741.84	0.00	680,794.30	153,444.58	116,734.87	347,756.61	0.00	617,935.86	6,987,547.38	62,848.44	0.00	
PS		320,000.00	217,580.00	537,580.00	22,000.00	0.00	0.00	0.00	22,000.00	22,000.00	0.00	0.00	0.00	22,000.00	618,500.00	0.00	0.00	
MOOE		3,222,800.00	2,845,332.64	6,967,932.68	148,719.88	123,332.00	269,579.44	0.00	531,613.18	111,444.58	116,734.87	297,956.61	0.00	488,764.66	5,636,319.68	62,848.44	0.00	
Funds (if Applicable)		0.00	0.00	0.00	0.00	0.00	0.00	0.00	0.00	0.00	0.00	0.00	0.00	0.00	0.00	0.00	0.00	
CO		600,000.00	562,819.00	1,062,819.00	0.00	0.00	127,171.20	0.00	127,171.20	0.00	0.00	0.00	0.00	127,171.20	939,727.80	0.00	0.00	
Operations	30000000000000	24,831,208.00	14,631,707.07	38,788,907.07	3,467,784.39	1,491,327.00	2,696,922.36	0.00	7,656,033.75	2,961,787.09	2,226,284.33	2,475,600.00	0.00	7,663,671.42	32,186,903.42	210,842.00	0.00	
CO - Research and faculty in-service education intended to achieve inclusive growth and progress of poor but deserving students to qualify tertiary education program	310000000000000	20,535,000.00	9,388,442.82	29,923,442.82	3,487,146.86	1,351,398.00	2,271,500.14	0.00	7,009,544.00	2,940,879.55	2,065,530.33	2,224,065.26	0.00	6,899,495.14	22,880,802.86	140,044.92	0.00	
HIGHER EDUCATION PROGRAM	310100000000000	20,535,000.00	9,388,442.82	29,923,442.82	3,487,146.86	1,351,398.00	2,271,500.14	0.00	7,009,544.00	2,940,879.55	2,065,530.33	2,224,065.26	0.00	6,899,495.14	22,880,802.86	140,044.92	0.00	
Provision of Higher Education Services including P10,000,000 for Taking-Careing	310100100001000	0.00	0.00	0.00	0.00	0.00	0.00	0.00	0.00	0.00	0.00	0.00	0.00	0.00	0.00	0.00	0.00	
PS		0.00	0.00	0.00	0.00	0.00	0.00	0.00	0.00	0.00	0.00	0.00	0.00	0.00	0.00	0.00	0.00	
MOOE		0.00	0.00	0.00	0.00	0.00	0.00	0.00	0.00	0.00	0.00	0.00	0.00	0.00	0.00	0.00	0.00	
CO		0.00	0.00	0.00	0.00	0.00	0.00	0.00	0.00	0.00	0.00	0.00	0.00	0.00	0.00	0.00	0.00	

This report was generated using the Unified Reporting System on full version FAR2.1.1, Status: SUBMITTED

Certified Correct

MA. MARTA P. DE GUZMAN
Budget Officer III
Date: 2020-10-20 13:49:25.0

Certified Correct

MA. DOLORES G. BENAMINA
Accountant III
Date: 2020-10-20 13:46:25.0

Recommended/Approved

MA. MARTA P. DE GUZMAN
Director, Administration and Finance
Date: 2020-10-20 14:22

Approved By:

JAMES OTH H. TAN, ED. D.
SUC President III
Date: 2020-10-20 14:25