

STATEMENT OF APPROVED BUDGET, UTILIZATIONS, DISBURSEMENTS AND BALANCES


(For Off-Budgetary Funds)  
As at the Quarter Ending June 30, 2020


Department : State Universities and Colleges (SUCs)  
 Agency/Entity : Bulecan Agricultural State College  
 Operating Unit : < not applicable >  
 Organization Code : 08 028 0000000  
 Fund : 05 Internally Generated Funds  
 (a.g. UACS Fund Cluster: 05-Internally Generated Funds and 06-Business Related Funds)


Particulars	UACS CODE	Approved Budget			Utilizations					Disbursements					Balances	
		Approved Budgeted Revenue	Adjustments (Reductions, Modifications/ Augmentations)	Adjusted Budgeted Revenue	1st Quarter Ending March 31	2nd Quarter Ending June 30	3rd Quarter Ending Sept. 30	4th Quarter Ending Dec. 31	Total	1st Quarter Ending March 31	2nd Quarter Ending June 30	3rd Quarter Ending Sept. 30	4th Quarter Ending Dec. 31	TOTAL	Unutilized Budget	Unpaid Obligations (10-15)+(17 Due and Demand)
1	2	3	4	5=(3+(-4))	6	7	8	9	10=(6+7+8+9)	11	12	13	14	15=(11+12+13+14)	16=(5-10)	17
<b>General Administration and Support</b>	10000000000000	6,798,209.00	3,474,959.48	10,273,168.48	276,136.54	481,733.89	0.00	0.00	807,870.53	328,136.54	481,733.89	0.00	0.00	807,870.53	9,468,288.85	0.00
General Management and Supervision	100000100001800	6,798,209.00	3,474,959.48	10,273,168.48	228,136.54	481,733.89	0.00	0.00	807,870.53	328,136.54	481,733.89	0.00	0.00	807,870.53	9,468,288.85	0.00
PS		636,000.00	392,460.80	928,460.00	0.00	6,750.00	0.00	0.00	6,750.00	0.00	6,750.00	0.00	0.00	6,750.00	821,700.00	0.00
MOOE		5,482,209.00	2,357,517.11	7,820,117.81	300,836.54	474,983.89	0.00	0.00	775,820.53	300,836.54	474,983.89	0.00	0.00	775,820.53	7,044,497.28	0.00
CO		800,000.00	728,991.67	1,528,991.67	25,500.00	0.00	0.00	0.00	25,500.00	28,000.00	0.00	0.00	0.00	25,500.00	1,603,981.67	0.00
Sub-total, General Administration and Support		6,798,209.00	3,474,959.48	10,273,168.48	276,136.54	481,733.89	0.00	0.00	807,870.53	328,136.54	481,733.89	0.00	0.00	807,870.53	9,468,288.85	0.00
PS		636,000.00	392,460.80	928,460.00	0.00	6,750.00	0.00	0.00	6,750.00	0.00	6,750.00	0.00	0.00	6,750.00	821,700.00	0.00
MOOE		5,482,209.00	2,357,517.11	7,820,117.81	300,836.54	474,983.89	0.00	0.00	775,820.53	300,836.54	474,983.89	0.00	0.00	775,820.53	7,044,497.28	0.00
FinEx (if Applicable)		0.00	0.00	0.00	0.00	0.00	0.00	0.00	0.00	0.00	0.00	0.00	0.00	0.00	0.00	0.00
CO		800,000.00	728,991.67	1,528,991.67	25,500.00	0.00	0.00	0.00	25,500.00	28,000.00	0.00	0.00	0.00	25,500.00	1,603,981.67	0.00
<b>Support to Operations</b>	20000000000000	4,042,608.00	3,626,731.88	7,669,331.88	170,710.88	123,332.00	0.00	0.00	294,042.88	153,444.58	118,734.87	0.00	0.00	270,179.25	7,374,289.82	23,863.41
Auxiliary Services	200000100001000	4,042,608.00	3,626,731.88	7,669,331.88	170,710.88	123,332.00	0.00	0.00	294,042.88	153,444.58	118,734.87	0.00	0.00	270,179.25	7,374,289.82	23,863.41
PS		320,000.00	217,500.00	537,500.00	22,000.00	0.00	0.00	0.00	22,000.00	22,000.00	0.00	0.00	0.00	22,000.00	618,500.00	0.00
MOOE		3,222,608.00	2,845,332.58	6,067,832.88	148,710.88	123,332.00	0.00	0.00	272,042.88	131,444.58	118,734.87	0.00	0.00	248,179.25	6,756,000.00	23,863.41
CO		500,000.00	562,899.30	1,062,899.30	0.00	0.00	0.00	0.00	0.00	0.00	0.00	0.00	0.00	0.00	0.00	0.00
Sub-total, Support to Operations		4,042,608.00	3,626,731.88	7,669,331.88	170,710.88	123,332.00	0.00	0.00	294,042.88	153,444.58	118,734.87	0.00	0.00	270,179.25	7,374,289.82	23,863.41
PS		320,000.00	217,500.00	537,500.00	22,000.00	0.00	0.00	0.00	22,000.00	22,000.00	0.00	0.00	0.00	22,000.00	618,500.00	0.00
MOOE		3,222,608.00	2,845,332.58	6,067,832.88	148,710.88	123,332.00	0.00	0.00	272,042.88	131,444.58	118,734.87	0.00	0.00	248,179.25	6,756,000.00	23,863.41
FinEx (if Applicable)		0.00	0.00	0.00	0.00	0.00	0.00	0.00	0.00	0.00	0.00	0.00	0.00	0.00	0.00	0.00
CO		600,000.00	662,899.30	1,262,899.30	0.00	0.00	0.00	0.00	0.00	0.00	0.00	0.00	0.00	0.00	0.00	0.00
<b>Operations</b>	30000000000000	24,831,208.00	14,837,707.87	39,708,907.87	3,487,754.38	1,481,327.00	0.00	0.00	4,969,081.38	2,861,187.00	2,225,284.33	0.00	0.00	4,886,471.38	34,788,825.88	92,810.00
DD - Reimbursement and quality tertiary education ensured to achieve inclusive growth and access of poor but deserving students to quality tertiary education	31000000000000	20,533,008.00	6,386,442.82	26,919,442.82	3,487,446.88	1,551,328.00	0.00	0.00	4,758,874.88	2,580,879.85	2,065,350.33	0.00	0.00	4,866,425.88	25,362,425.84	92,810.00
HIGHER EDUCATION PROGRAM	31010000000000	20,533,008.00	6,386,442.82	26,919,442.82	3,487,446.88	1,551,328.00	0.00	0.00	4,758,874.88	2,580,879.85	2,065,350.33	0.00	0.00	4,866,425.88	25,362,425.84	92,810.00
Provision of Higher Education Services including P10,000,000 for Tuition -Davao	310100100001000	0.00	0.00	0.00	0.00	0.00	0.00	0.00	0.00	0.00	0.00	0.00	0.00	0.00	0.00	0.00
PS		0.00	0.00	0.00	0.00	0.00	0.00	0.00	0.00	0.00	0.00	0.00	0.00	0.00	0.00	0.00
MOOE		0.00	0.00	0.00	0.00	0.00	0.00	0.00	0.00	0.00	0.00	0.00	0.00	0.00	0.00	0.00
CO		0.00	0.00	0.00	0.00	0.00	0.00	0.00	0.00	0.00	0.00	0.00	0.00	0.00	0.00	0.00


Department : State Universities and Colleges (SUCs)  
 Agency/Entity : Butuan Agricultural State College  
 Operating Unit : < not applicable >  
 Organization Code : 08 026 000000  
 Fund Cluster : 05 Internally Generated Funds  
 (e.g. UAAS Fund Cluster: 05-Internally Generated Funds and 06-Business Related Funds)

Particulars	UAAS CODE	Approved Budget			Utilizations					Disbursements					Balances		
		Approved Budgeted Revenue	Adjustments (Reductions, Modifications/ Augmentations)	Adjusted Budgeted Revenue	1st Quarter Ending March 31	2nd Quarter Ending June 30	3rd Quarter Ending Sept. 30	4th Quarter Ending Dec. 31	Total	1st Quarter Ending March 31	2nd Quarter Ending June 30	3rd Quarter Ending Sept. 30	4th Quarter Ending Dec. 31	TOTAL	Unallotted Budget	Unpaid Oblig (10-15)-(17) Due and Demand	
1	2	3	4	5=(3+4)	6	7	8	9	10=(6+7+8+9)	11	12	13	14	15=(11+12+13+14)	16=(5-10)	17	
Provision of Higher Education Services including PS 500,000 for Tuborg Dining	310100100002000	0.00	0.00	0.00	0.00	0.00	0.00	0.00	0.00	0.00	0.00	0.00	0.00	0.00	0.00	0.00	0.00
PS		0.00	0.00	0.00	0.00	0.00	0.00	0.00	0.00	0.00	0.00	0.00	0.00	0.00	0.00	0.00	0.00
MDOE		0.00	0.00	0.00	0.00	0.00	0.00	0.00	0.00	0.00	0.00	0.00	0.00	0.00	0.00	0.00	0.00
CO		0.00	0.00	0.00	0.00	0.00	0.00	0.00	0.00	0.00	0.00	0.00	0.00	0.00	0.00	0.00	0.00
Provision of Higher Education Services	310100500002000	30,633,600.00	9,398,442.92	29,921,442.92	3,497,446.99	1,261,263.00	0.00	0.00	4,758,710.99	3,960,678.95	2,995,560.33	1.00	0.00	6,956,239.28	25,965,463.64	92,610.00	
PS		3,190,000.00	47,896.90	3,237,896.90	1,170,733.75	174,000.00	0.00	0.00	1,344,733.75	812,173.75	532,560.00	1.00	0.00	1,847,733.75	1,847,733.75	0.00	
MDOE		15,293,000.00	7,854,106.55	23,147,106.55	2,226,713.12	1,177,293.00	0.00	0.00	3,404,006.12	1,798,703.90	1,552,980.33	1.00	0.00	3,351,687.23	19,835,500.62	92,610.00	
FinEx		0.00	3,949.00	3,949.00	0.00	0.00	0.00	0.00	0.00	0.00	0.00	0.00	0.00	0.00	0.00	0.00	
CO		2,950,600.00	1,382,520.77	3,432,820.77	0.00	0.00	0.00	0.00	0.00	0.00	0.00	0.00	0.00	0.00	0.00	0.00	
OO : Higher education research improved to promote economic productivity and innovation	320000000000000	2,341,600.00	3,271,551.24	5,613,151.24	56,880.00	85,370.00	0.00	0.00	142,250.00	59,680.00	85,370.00	0.00	0.00	145,050.00	5,471,101.24	0.00	
RESEARCH PROGRAM	320200000000000	2,341,600.00	3,271,551.24	5,613,151.24	56,880.00	85,370.00	0.00	0.00	142,250.00	59,680.00	85,370.00	0.00	0.00	145,050.00	5,471,101.24	0.00	
Conduct of Research Services, including P1,200,000 for Research Rewards/Incentives	320200100001000	2,341,600.00	3,271,551.24	5,613,151.24	56,880.00	85,370.00	0.00	0.00	142,250.00	59,680.00	85,370.00	0.00	0.00	145,050.00	5,471,101.24	0.00	
PS		250,000.00	188,800.00	438,800.00	0.00	0.00	0.00	0.00	0.00	0.00	0.00	0.00	0.00	0.00	438,800.00	0.00	
MDOE		1,991,600.00	2,834,248.24	4,825,848.24	0.00	2,070.00	0.00	0.00	2,070.00	0.00	2,070.00	0.00	0.00	2,070.00	4,823,778.24	0.00	
CO		100,000.00	448,503.00	548,503.00	56,880.00	83,300.00	0.00	0.00	139,980.00	59,680.00	85,370.00	0.00	0.00	145,050.00	408,825.00	0.00	
OO : Community engagement increased	330000000000000	2,856,600.00	2,177,712.81	4,234,312.81	23,627.51	54,364.00	0.00	0.00	77,991.51	23,627.51	54,364.00	0.00	0.00	77,991.51	4,156,321.40	0.00	
TECHNICAL ADVISORY EXTENSION PROGRAM	330100000000000	2,856,600.00	2,177,712.81	4,234,312.81	23,627.51	54,364.00	0.00	0.00	77,991.51	23,627.51	54,364.00	0.00	0.00	77,991.51	4,156,321.40	0.00	
Provision of Extension Services	330100100001000	2,856,600.00	2,177,712.81	4,234,312.81	23,627.51	54,364.00	0.00	0.00	77,991.51	23,627.51	54,364.00	0.00	0.00	77,991.51	4,156,321.40	0.00	
PS		250,000.00	178,500.00	428,500.00	0.00	0.00	0.00	0.00	0.00	0.00	0.00	0.00	0.00	0.00	428,500.00	0.00	
MDOE		1,756,600.00	1,979,210.81	3,735,810.81	23,627.51	54,364.00	0.00	0.00	77,991.51	23,627.51	54,364.00	0.00	0.00	77,991.51	3,857,180.40	0.00	
CO		50,000.00	20,002.00	70,002.00	0.00	0.00	0.00	0.00	0.00	0.00	0.00	0.00	0.00	0.00	70,002.00	0.00	
Sup - Operations		24,831,200.00	14,837,787.07	39,768,987.07	3,497,754.39	1,491,237.00	0.00	0.00	4,988,991.39	3,961,187.90	2,228,234.33	0.00	0.00	6,190,422.23	34,798,565.84	92,610.00	
PS		3,190,000.00	41,896.90	3,231,896.90	1,170,733.75	174,000.00	0.00	0.00	1,344,733.75	812,173.75	532,560.00	0.00	0.00	1,847,733.75	2,780,122.75	0.00	
MDOE		15,841,200.00	12,567,553.80	31,808,753.80	2,280,340.64	1,294,237.00	0.00	0.00	3,574,577.64	1,798,703.90	1,695,674.33	0.00	0.00	3,401,787.64	28,114,286.16	92,610.00	
FinEx (if Applicable)		0.00	3,949.00	3,949.00	0.00	0.00	0.00	0.00	0.00	0.00	0.00	0.00	0.00	0.00	3,949.00	0.00	
CO		2,900,000.00	1,881,227.77	4,781,227.77	56,880.00	83,300.00	0.00	0.00	139,980.00	59,680.00	85,370.00	0.00	0.00	145,050.00	3,811,347.77	0.00	
GRAND TOTAL		35,772,000.00	21,942,396.23	57,714,396.23	3,984,801.59	2,094,362.00	0.00	0.00	6,079,163.59	3,140,708.16	2,821,782.99	0.00	0.00	5,962,491.15	51,633,403.85	116,473.41	
PS		4,649,000.00	1,024,816.80	6,870,816.80	1,192,733.75	180,750.00	0.00	0.00	1,373,483.75	834,173.75	530,310.00	0.00	0.00	1,373,483.75	4,197,332.75	0.00	
MDOE		27,728,000.00	17,776,814.20	46,485,814.20	2,790,867.84	1,832,242.00	0.00	0.00	4,945,639.84	2,224,414.43	2,231,142.99	0.00	0.00	4,625,577.42	40,954,783.40	116,473.41	
FinEx (if Applicable)		0.00	3,949.00	3,949.00	0.00	0.00	0.00	0.00	0.00	0.00	0.00	0.00	0.00	0.00	3,949.00	0.00	
CO		3,400,000.00	3,142,816.44	6,542,816.44	82,168.00	83,300.00	0.00	0.00	165,468.00	82,168.00	83,300.00	0.00	0.00	165,468.00	6,477,338.44	0.00	

Certified Correct:  
  
MA. MARITA P. DE GUZMAN  
Budget Officer III  
Date: 2020-07-18 15:09:06.0

Certified Correct:  
  
MA. DOLORES G. BERSAMINA  
Accountant III  
Date: 2020-07-18 15:09:06.0

Recommending Approval:  
  
MA. MARITA P. DE GUZMAN  
Director, Administration and Finance  
Date: 2020-07-18 15:26:

Approved By:  
  
JAMESON H. TAN, ED. D.  
SUC President III  
Date: 2020-07-18 15:29: