



QUARTERLY PHYSICAL REPORT OF OPERATION


As of June 30, 2021

Department : State Universities and Colleges (SUCs)
 Agency : Bulacan Agricultural State College
 Operating Unit : < not applicable >
 Organization Code (UACS) : 08 028 0000000

Particulars	UACS CODE	Physical Target (Budget Year)					Physical Accomplishment (Budget Year)					Variance	Remarks
		1st Quarter	2nd Quarter	3rd Quarter	4th Quarter	Total	1st Quarter	2nd Quarter	3rd Quarter	4th Quarter	Total		
1	2	3	4	5	6	7	8	9	10	11	12	13	14
HIGHER EDUCATION PROGRAM	3101000000000000												
OO : Relevant and quality tertiary education ensured to achieve inclusive													
Outcome Indicators													
1. Percentage of first-time licensure exam-takers that pass the licensure exams			60%		50%	55%		0%					
2. Percentage of graduates (2 years prior) that are employed					90%	90% (832/934)							
Output Indicators													
1. Percentage of undergraduate students enrolled in CHED-identified and RDC-identified priority programs		50% (2,500/5,000)		50% (2,500/5,000)		50% (5,000/10,000)	80.86% (3814/4728)						
2. Percentage of undergraduate programs with accreditation		77.73% (8/11)				77.73% (8/11)	100% (11/11)						
RESEARCH PROGRAM	3202000000000000												
OO : Higher education research improved to promote economic													
Outcome Indicator													
1. Number of research outputs in the last three years utilized by the industry or by other beneficiaries		0	0	1	1	2	1	1					
Output Indicators													
1. Number of research outputs completed within the year		0	1	3	14	18	2	8					
2. Percentage of research outputs presented in national, regional, and international fora within the year		1	1	3	9	77.78% (14/18)	0	13%					
TECHNICAL ADVISORY EXTENSION PROGRAM	3301000000000000												
OO : Community engagement increased													
Outcome Indicator													
1. Number of active partnerships with LGUs, industries, NGOs, NGAs, SMEs, and other stakeholders as a result of extension activities		5	6	6	6	23	6	11					
Output Indicators													
1. Number of trainees weighted by the length of training		500	600	700	650	2450	2740	869					
2. Number of extension programs organized AND supported CONSISTENT WITH the SUC's mandated and priority programs		2	2	2	0	6	2	2					
3. Percentage of beneficiaries who rate the training course/s as satisfactory or higher in terms of quality and relevance		87%	87%	87%	87%	87% (2,132/2,450)	85%	96%					

Prepared By:

JOHN EDWARD Y. CRUZ
Planning Officer
2021-06-29 08:25:00

In coordination with:

MA. MARITA P. DE GUZMAN
Budget Officer II
2021-06-29 08:25:00

Approved By:

JAMESON H. TAN, ED.D.
SUC President III
2021-06-29 11:56:10