


**MONTHLY REPORT OF DISBURSEMENTS**  
For the month of January, 2017

| Department: State Universities and Colleges (SUCs) |                     |              |          |           |              |            |                               |          |    | Agency: Bulacan Agricultural State College |    |      |                                 |    |            |              |    |      |           | Operating Unit: N/A |              |    |             |          |              |   |  |         |  |
|--|---------------------|--------------|----------|-----------|--------------|------------|-------------------------------|----------|----|--|----|------|---------------------------------|----|------------|--------------|----|------|-----------|---------------------|--------------|----|-------------|----------|--------------|---|--|---------|--|
| Organization Code (UACS): 08028000000              |                     |              |          |           |              |            |                               |          |    | Fund Cluster: 01 - Regular Agency Fund     |    |      |                                 |    |            |              |    |      |           |                     |              |    |             |          |              |   |  |         |  |
| PARTICULARS  | CURRENT YEAR BUDGET |              |          |           |              |            | PRIOR YEAR'S ACCOUNTS PAYABLE |          |    |  |    |      | CURRENT YEAR'S ACCOUNTS PAYABLE |    |            |              |    |      | SUB-TOTAL | TRUST LIABILITIES   |              |    | GRAND TOTAL |          |              |   |  | REMARKS |  |
|  | PS                  | MOOE         | Fin. Exp | CO        | TOTAL        | PS         | MOOE                          | Fin. Exp | CO | Sub-Total                                  | PS | MOOE | Fin. Exp                        | CO | Sub-Total  | TOTAL        | PS | MOOE |           | CO                  | TOTAL        | PS | MOOE        | Fin. Exp | CO           | TOTAL   |  |         |  |
| Notice of Cash Allocation (NCA)                    | 4,934,768.52        | 1,062,908.54 |          | 78,160.80 | 6,076,838.18 | 395,600.00 |                               |          |    | 395,600.00                                 |    |      |                                 |    | 395,600.00 | 6,471,438.16 |    |      |           | 4,934,768.52        | 1,458,508.84 |    | 78,160.80   |          | 6,471,438.16 |   |  |         |  |
| MDS Checks issued                                  | 4,843,639.18        | 624,627.50   |          |           | 5,468,466.78 | 392,000.00 |                               |          |    | 392,000.00                                 |    |      |                                 |    | 392,000.00 | 5,860,466.78 |    |      |           | 4,843,639.18        | 1,016,827.60 |    |             |          | 5,860,466.78 |   |  |         |  |
| Advice to Debit Account                            | 81,129.34           | 438,081.24   |          | 78,160.80 | 607,371.38   | 3,600.00   |                               |          |    | 3,600.00                                   |    |      |                                 |    | 3,600.00   | 610,971.38   |    |      |           | 91,129.34           | 441,661.24   |    | 78,160.80   |          | 610,971.38   |   |  |         |  |
| Notice of Transfer of Allocation (NTA)             |                     |              |          |           |              |            |                               |          |    |  |    |      |                                 |    |            |              |    |      |           |                     |              |    |             |          |              |   |  |         |  |
| MDS Checks issued                                  |                     |              |          |           |              |            |                               |          |    |  |    |      |                                 |    |            |              |    |      |           |                     |              |    |             |          |              |   |  |         |  |
| Advice to Debit Account                            |                     |              |          |           |              |            |                               |          |    |  |    |      |                                 |    |            |              |    |      |           |                     |              |    |             |          |              |   |  |         |  |
| Working Fund (NCA Issued to BTR)                   |                     |              |          |           |              |            |                               |          |    |  |    |      |                                 |    |            |              |    |      |           |                     |              |    |             |          |              | Unexpended cash for Tulang Dunang Scholars for 2nd Sem. of SY 2016-2017 |  |         |  |
| Tax Remittance Advice Issued (TRA)                 | 616,767.21          | 14,634.22    |          | 4,424.20  | 635,825.63   |            |                               |          |    |  |    |      |                                 |    |            | 635,825.63   |    |      |           | 616,767.21          | 14,634.22    |    | 4,424.20    |          | 635,825.63   |   |  |         |  |
| Cash Disbursement Calling (CDC)                    |                     |              |          |           |              |            |                               |          |    |  |    |      |                                 |    |            |              |    |      |           |                     |              |    |             |          |              |   |  |         |  |
| Non-Cash Availment Authority (NCAA)                |                     |              |          |           |              |            |                               |          |    |  |    |      |                                 |    |            |              |    |      |           |                     |              |    |             |          |              |   |  |         |  |
| Others (CDT, BTR Docs Stamp, etc.)                 |                     |              |          |           |              |            |                               |          |    |  |    |      |                                 |    |            |              |    |      |           |                     |              |    |             |          |              |   |  |         |  |

**Summary**


| PARTICULARS                                       | PREVIOUS REPORT | CURRENT MONTH | AS OF DATE   |
|---|-----------------|---------------|--------------|
| (1)   | (2)             | (3)           | (4)          |
| Total Disbursement Authorities Received           |                 |               |              |
| NCA   |                 | 9,050,000.00  | 9,050,000.00 |
| Working Fund                                      |                 |               |              |
| TRA   |                 | 635,825.63    | 635,825.63   |
| CDC   |                 |               |              |
| NCAA  |                 |               |              |
| Others (CDT, BTR Docs Stamp, etc.)                |                 |               |              |
| Less: Notice of Transfer Allocations (NTA) issued |                 |               |              |
| Total Disbursements Authorities Available         |                 | 9,685,825.63  | 9,685,825.63 |
| Less:   |                 |               |              |
| Lapsed NCA  |                 |               |              |
| Disbursements                                     |                 | 7,107,263.79  | 7,107,263.79 |
| Balance of Disbursements Authorities as of date   |                 | 2,578,561.84  | 2,578,561.84 |
| Total Disbursements Program                       |                 | 9,685,825.63  | 9,685,825.63 |
| Less: * Actual Disbursements                      |                 | 7,107,263.79  | 7,107,263.79 |
| (Over)/Under spending-                            |                 | 2,578,561.84  | 2,578,561.84 |

Certified Correct:

  
Bersaminja, Ma. Dolores  
Agency Chief Accountant

Date: 13/Feb/2017

Approved By:

  
Mendoza, Gerardo  
Head of Agency or Authorized Representative

Date: 13/Feb/2017


**MONTHLY REPORT OF DISBURSEMENTS**  
For the month of February, 2017

| <b>Department: State Universities and Colleges (SUCs)</b> |                     |            |          |              | <b>Agency: Bulacan Agricultural State College</b> |                               |      |          |    | <b>Operating Unit: N/A</b>         |    |      |          |    |            |                   |       |    |      |             |              |              |      |              |              |                       |       |
|---|---------------------|------------|----------|--------------|---|-------------------------------|------|----------|----|------------------------------------|----|------|----------|----|------------|-------------------|-------|----|------|-------------|--------------|--------------|------|--------------|--------------|-----------------------|-------|
| <b>Organization Code (UACS): 08028000000</b>              |                     |            |          |              | <b>Fund Cluster: 01 - Regular Agency Fund</b>     |                               |      |          |    | <b>Report Status: FOR APPROVAL</b> |    |      |          |    |            |                   |       |    |      |             |              |              |      |              |              |                       |       |
| PARTICULARS   | CURRENT YEAR BUDGET |            |          |              |   | PRIOR YEAR'S ACCOUNTS PAYABLE |      |          |    | CURRENT YEAR'S ACCOUNTS PAYABLE    |    |      |          |    | SUB-TOTAL  | TRUST LIABILITIES |       |    |      | GRAND TOTAL |              |              |      |              | REMARKS      |                       |       |
|   | PS                  | MOOE       | Fin. Exp | CO           | TOTAL   | PS                            | MOOE | Fin. Exp | CO | Sub-Total                          | PS | MOOE | Fin. Exp | CO |            | Sub-Total         | TOTAL | PS | MOOE | CO          | TOTAL        | PS           | MOOE | Fin. Exp     |              | CO                    | TOTAL |
|   | 2                   | 3          | 4        | 5            | 6   | 7                             | 8    | 9        | 10 | 11                                 | 12 | 13   | 14       | 15 |            | 16                | 17    | 18 | 19   | 20          | 21           | 22           | 23   | 24           |              | 25                    | 26    |
| Notice of Cash Allocation (NCA)                           | 5,044,386.31        | 801,278.31 |          | 1,033,143.19 | 6,878,807.81                                      |                               |      |          |    | 421,140.00                         |    |      |          |    | 421,140.00 | 421,140.00        |       |    |      |             | 5,044,386.31 | 1,222,418.31 |      | 1,033,143.19 | 7,290,947.81 |                       |       |
| MDS Checks Issued   | 4,339,722.35        | 920,306.50 |          |              | 4,860,028.85                                      |                               |      |          |    | 412,740.00                         |    |      |          |    | 412,740.00 | 412,740.00        |       |    |      |             | 4,339,722.35 | 920,306.50   |      |              | 5,272,768.85 |                       |       |
| Advice to Debit Account                                   | 704,863.96          | 280,971.81 |          | 1,033,143.19 | 2,018,778.95                                      |                               |      |          |    | 8,400.00                           |    |      |          |    | 8,400.00   | 8,400.00          |       |    |      |             | 704,863.96   | 280,971.81   |      |              | 2,027,178.96 |                       |       |
| Notice of Transfer of Allocation (NTA)                    |                     |            |          |              |   |                               |      |          |    |                                    |    |      |          |    |            |                   |       |    |      |             |              |              |      |              |              |                       |       |
| MDS Checks Issued   |                     |            |          |              |   |                               |      |          |    |                                    |    |      |          |    |            |                   |       |    |      |             |              |              |      |              |              |                       |       |
| Advice to Debit Account                                   |                     |            |          |              |   |                               |      |          |    |                                    |    |      |          |    |            |                   |       |    |      |             |              |              |      |              |              |                       |       |
| Working Fund (NCA issued to BTr)                          |                     |            |          |              |   |                               |      |          |    |                                    |    |      |          |    |            |                   |       |    |      |             |              |              |      |              |              | Unexpended cash       |       |
| Tax Remittance Advices Issued (TRA)                       | 625,757.30          | 16,649.55  |          | 57,701.01    | 700,107.86  |                               |      |          |    |                                    |    |      |          |    |            | 700,107.86        |       |    |      |             | 625,757.30   | 16,649.55    |      | 57,701.01    | 700,107.86   | was for Tubong Dunong |       |
| Cash Disbursement Ceiling (CDC)                           |                     |            |          |              |   |                               |      |          |    |                                    |    |      |          |    |            |                   |       |    |      |             |              |              |      |              |              | Sem of SY 2016-       |       |
| Non-Cash Availment Authority (NCAA)                       |                     |            |          |              |   |                               |      |          |    |                                    |    |      |          |    |            |                   |       |    |      |             |              |              |      |              |              | 2017 end Monetization |       |
| Others (CDT, BTr Docs Stamp, etc.)                        |                     |            |          |              |   |                               |      |          |    |                                    |    |      |          |    |            |                   |       |    |      |             |              |              |      |              |              | of Faculty and Staff  |       |

**Summary**

| PARTICULARS  | PREVIOUS REPORT | CURRENT MONTH | AS OF DATE    |
|--|-----------------|---------------|---------------|
| (1)  | (2)             | (3)           | (4)           |
| Total Disbursement Authorities Received            |                 |               |               |
| NCA  | 9,050,000.00    | 8,785,026.00  | 17,835,026.00 |
| Working Fund                                       |                 |               |               |
| TRA  | 635,826.63      | 700,107.86    | 1,335,933.49  |
| CDC  |                 |               |               |
| NCAA   |                 |               |               |
| Others (CDT, BTr Docs Stamp, etc.)                 |                 |               |               |
| Less: Notice of Transfer Allocations (NTA) issued  |                 |               |               |
| Total Disbursements Authorities Available          | 9,685,826.63    | 8,485,133.86  | 19,170,959.49 |
| Less:  |                 |               |               |
| Lapsed NCA   |                 |               |               |
| Disbursements                                      | 7,107,263.79    | 8,000,955.67  | 15,107,319.46 |
| Balance of Disbursements Authorities as of to date | 2,578,561.84    | 1,485,078.19  | 4,063,640.03  |
| Total Disbursements Program                        | 9,685,826.63    | 8,485,133.86  | 19,170,959.49 |
| Less: Actual Disbursements                         | 7,107,263.79    | 8,000,955.67  | 15,107,319.46 |
| (Over)/Under spending-                             | 2,578,561.84    | 1,485,078.19  | 4,063,640.03  |


Certified Correct:

  
Bersamin Ja, Ma. Dolores

Agency Chief Accountant

Date: 09/Mar/2017

Approved By:

  
Mendoza, Gerardo  
Head of Agency or Authorized Representative

Date: 09/Mar/2017

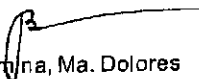
**MONTHLY REPORT OF DISBURSEMENTS**  
For the month of March, 2017

| <b>Department: State Universities and Colleges (SUCs)</b> |                     |              |          |              |              | <b>Agency: Bulacan Agricultural State College</b> |                               |          |    |              |    | <b>Operating Unit: N/A</b>      |           |                   |              |               |             |    |      |    |              |              |    |              |               |    |    |
|---|---------------------|--------------|----------|--------------|--------------|---|-------------------------------|----------|----|--------------|----|---------------------------------|-----------|-------------------|--------------|---------------|-------------|----|------|----|--------------|--------------|----|--------------|---------------|----|----|
| <b>Organization Code (UACS): 08028000000</b>              |                     |              |          |              |              | <b>Fund Cluster: 01 - Regular Agency Fund</b>     |                               |          |    |              |    | <b>Report Status: SUBMITTED</b> |           |                   |              |               |             |    |      |    |              |              |    |              |               |    |    |
| PARTICULARS   | CURRENT YEAR BUDGET |              |          |              |              |   | PRIOR YEAR'S ACCOUNTS PAYABLE |          |    |              |    |                                 | SUB-TOTAL | TRUST LIABILITIES |              |               | GRAND TOTAL |    |      |    |              | REMARKS      |    |              |               |    |    |
|   | PS                  | MOOE         | Fin. Exp | CO           | TOTAL        | PS  | MOOE                          | Fin. Exp | CO | Sub-Total    | PS | MOOE                            |           | Fin. Exp          | CO           | Sub-Total     | TOTAL       | PS | MOOE | CO | TOTAL        |              |    |              |               |    |    |
|   | 1                   | 2            | 3        | 4            | 5            | 6   | 7                             | 8        | 9  | 10           | 11 | 12                              |           | 13                | 14           | 15            | 16          | 17 | 18   | 19 | 20           |              | 21 | 22           | 23            | 24 | 25 |
| Notice of Cash Allocation (NCA)                           | 6,108,050.04        | 1,037,878.32 |          | 1,576,083.36 | 8,721,991.72 | 2,018,500.00                                      |                               |          |    | 2,018,500.00 |    |                                 |           |                   | 2,018,500.00 | 10,740,491.72 |             |    |      |    | 6,108,050.04 | 3,056,378.32 |    | 1,576,083.36 | 10,740,491.72 |    |    |
| MDS Checks Issued   | 4,871,717.22        | 854,234.03   |          |              | 5,625,951.25 | 2,018,500.00                                      |                               |          |    | 2,018,500.00 |    |                                 |           |                   | 2,018,500.00 | 7,536,451.25  |             |    |      |    | 4,871,717.22 | 2,664,734.03 |    |              | 7,536,451.25  |    |    |
| Advice to Debt Account                                    | 1,238,332.82        | 383,644.29   |          | 1,676,083.36 | 3,195,040.47 | 8,000.00  |                               |          |    | 8,000.00     |    |                                 |           |                   | 8,000.00     | 3,204,040.47  |             |    |      |    | 1,238,332.82 | 383,644.29   |    | 1,576,083.36 | 3,204,040.47  |    |    |
| Notice of Transfer of Allocation (NTA)                    |                     |              |          |              |              |   |                               |          |    |              |    |                                 |           |                   |              |               |             |    |      |    |              |              |    |              |               |    |    |
| MDS Checks Issued   |                     |              |          |              |              |   |                               |          |    |              |    |                                 |           |                   |              |               |             |    |      |    |              |              |    |              |               |    |    |
| Advice to Debt Account                                    |                     |              |          |              |              |   |                               |          |    |              |    |                                 |           |                   |              |               |             |    |      |    |              |              |    |              |               |    |    |
| Working Fund (NCA issued to BTR)                          |                     |              |          |              |              |   |                               |          |    |              |    |                                 |           |                   |              |               |             |    |      |    |              |              |    |              |               |    |    |
| Tax Remittance Advice issued (TRA)                        | 686,910.44          | 13,933.40    |          | 98,823.05    | 799,666.89   |   |                               |          |    |              |    |                                 |           |                   |              | 799,666.89    |             |    |      |    | 686,910.44   | 13,933.40    |    | 98,823.05    | 799,666.89    |    |    |
| Cash Disbursement Ceiling (CDC)                           |                     |              |          |              |              |   |                               |          |    |              |    |                                 |           |                   |              |               |             |    |      |    |              |              |    |              |               |    |    |
| Non-Cash Availment Authority (NCAA)                       |                     |              |          |              |              |   |                               |          |    |              |    |                                 |           |                   |              |               |             |    |      |    |              |              |    |              |               |    |    |
| Others (CDT, BTR Docs Stamp, etc.)                        |                     |              |          |              |              |   |                               |          |    |              |    |                                 |           |                   |              |               |             |    |      |    |              |              |    |              |               |    |    |

**Summary**

| PARTICULARS  | PREVIOUS REPORT | CURRENT MONTH  | AS OF DATE    |
|--|-----------------|----------------|---------------|
| (1)  | (2)             | (3)            | (4)           |
| Total Disbursement Authorities Received            |                 |                |               |
| NCA  | 17,835,026.00   | 6,677,000.00   | 24,512,026.00 |
| Working Fund                                       |                 |                |               |
| TRA  | 1,335,933.48    | 789,666.89     | 2,125,500.38  |
| CDC  |                 |                |               |
| NCAA   |                 |                |               |
| Others (CDT, BTR Docs Stamp, etc.)                 |                 |                |               |
| Less: Notice of Transfer Allocations (NTA) issued  |                 |                |               |
| Total Disbursements Authorities Available          | 19,170,959.48   | 7,476,666.89   | 26,647,626.38 |
| Less:  |                 |                |               |
| Lapsed NCA   |                 | 148.27         | 148.27        |
| Disbursements                                      | 15,107,319.46   | 11,540,158.61  | 26,647,478.07 |
| Balance of Disbursements Authorities as of to date | 4,063,640.03    | (4,063,839.99) | .04           |
| Total Disbursements Program                        | 19,170,959.48   | 7,476,666.89   | 26,647,626.38 |
| Less: * Actual Disbursements                       | 15,107,319.46   | 11,540,158.61  | 26,647,478.07 |
| Over/Under spending-                               | 4,063,640.03    | (4,063,491.72) | 148.31        |

Certified Correct:

  
Bersamin, Ma. Dolores

Agency Chief Accountant

Date: 17/Apr/2017

Approved By:

  
Mendoza, Gerardo

Head of Agency or Authorized Representative

Date: 17/Apr/2017