



QUARTERLY PHYSICAL REPORT OF OPERATION


As of June 30, 2020

Department : State Universities and Colleges (SUCs)  
 Agency : Bulacan Agricultural State College  
 Operating Unit : < not applicable >  
 Organization Code (UACS) : 08 028 0000000

Particulars	UACS CODE	Physical Target (Budget Year)					Physical Accomplishment (Budget Year)					Variance	Remarks
		1st Quarter	2nd Quarter	3rd Quarter	4th Quarter	Total	1st Quarter	2nd Quarter	3rd Quarter	4th Quarter	Total		
1	2	3	4	5	6	7	8	9	10	11	12	13	14
HIGHER EDUCATION PROGRAM	31010000000000												
OO : Relevant and quality tertiary education ensured to													
Outcome Indicators									0	0	0		
1. Percentage of first-time licensure exam-takers that pass the licensure exams			60%		50%	110%			0	0	0		
2. Percentage of graduates (2 years prior) that are employed				90%		90%			0	0	0		
Output Indicators									0	0	0		
1. Percentage of undergraduate student population enrolled in CHED-identified and RDC-identified priority programs		50%		50%		100%	77.91%		0	0	0		
2. Percentage of undergraduate programs with accreditation		75%		16%		100%	100%		0	0	0		
RESEARCH PROGRAM	32020000000000												
OO : Higher education research improved to promote													
Outcome Indicator									0	0	0		
1. Number of research outputs in the last three years utilized by the industry or by other beneficiaries			1		1	2	0	0	0	0	0		
Output Indicators									0	0	0		
1. Number of research outputs completed within the year		2	2	8	6	18	1	4	0	0	0		
2. Percentage of research outputs presented in national, regional, and international forums within the year		10%	10%	30%	30%	80%	5.55%	0%	0	0	0		
TECHNICAL ADVISORY EXTENSION PROGRAM	33010000000000												
OO : Community engagement increased													
Outcome Indicator									0	0	0		
1. Number of active partnerships with LGUs, industries, NGOs, NGAs, SMEs, and other stakeholders as a result of extension activities		10	5	5	3	23	32	0	0	0	0		
Output Indicators									0	0	0		
1. Number of trainees weighted by the length of training		400	800	800	440	2440	753	0	0	0	0		
2. Number of extension programs organized and supported consistent with the SUC's mandated and priority programs		1	2	2	1	5	6	4	0	0	0		
3. Percentage of beneficiaries who rate the training course/s and advisory services as satisfactory or higher in terms of quality and relevance		22%	22%	22%	21%	87%	100%	0	0	0	0		

Prepared By:  
  
JOHN EDWARD Y. CRUZ  
\_\_\_\_\_  
Planning Officer  
Date:

In coordination with:  
  
MA. MARITA P. DE SUZMAN  
\_\_\_\_\_  
Budget Officer  
Date:

Approved By:  
  
JAMESON H. TAN, Ed. D.  
\_\_\_\_\_  
SAC President III  
Date: